

WEST VIRGINIA UNIVERSITY
BOARD OF GOVERNORS

June 13, 2025

The two hundred thirty second meeting of the West Virginia University Board of Governors was held on June 13, 2025 in Morgantown, WV, in person and via zoom webinar. Board members in attendance/participating via zoom included Chair Richard Pill and members Charles Capito, Bray Cary, Dr. Lesley Cottrell, Elmer Coppoolse, Kevin Craig, Michael D’Annunzio, Dr. Patrice Harris, Terry Hauser, Rusty Hutson, Alan Larrick, Susan Lavenski, Charlie Long, Paul Mattox, Robert Reynolds, Shirley Robinson, Steve Ruby, Frankie Tack, and Charles Wilfong.

Other participants included:

President, E. Gordon Gee;

General Counsel, Stephanie Taylor;

Interim Provost and Vice President for Academic Affairs, Paul Kreider;

Interim Vice President for Strategic Communications and Marketing,
Heather Richardson;

Vice President and Executive Dean of Health Sciences, Clay Marsh;

Deputy General Counsel and Associate Vice President. Gary Furbee;

Vice President and Chief Financial Officer, Paula Congelio;

Senior Associate Vice President for Finance, Barbara Weiss;

Associate General Counsel, Kylie Barnhart;

Deputy Athletics Director/Chief Development Officer,
Ben Murray;

Interim vice president for Enrollment Management, Steve Hahn;

Associate Vice President, Government Relations and Collaboration,
Travis Mollohan;

Associate Provost for Budget, Facilities and Strategic Initiatives,
Mark Gavin;

Dean of Students, Corey Farris;

Director of Internal Audit, Bryan Shaver;

Associate Provost for Curriculum and Assessment, Louis Slimak;

Associate Provost for Undergraduate Education, Evan Widders;

Associate Vice President for Strategic Partnerships, Erin Newmeyer;

Executive Officer and Assistant Board Secretary, Jennifer Fisher;

Director of News Communications, Shauna Johnson; and

Special Assistant to the Board of Governors, Valerie Lopez.

For the Faculty Report, Lesley Cottrell and Frankie Tack were joined by R. Scott Crichlow, Dr. Stan Hileman, Matthew Valenti, Joe Jones, Corey Hunt and Scott Wayne.

Members of the Press also attended.

CALL TO ORDER

The meeting was called to order by Chair Richard Pill at 10:00 a.m. A roll call was taken to determine who was in attendance and a quorum established.

PROVOST'S REPORT

Interim Provost and Vice President for Academic Affairs, Paul Kreider offered the following updates:

Good morning, everyone. Great to see you all again.

And I must say, it has been wonderful to see the incoming freshmen and their families on campus the last two weeks during New Student Orientation. There is a small window of time in mid- to late-May when campus and town seem to empty out, but then June hits and some of the excitement returns with the orientation visits.

COMMENCEMENT

Last month – just before the campus cleared out – I had the honor of serving as presiding officer or opening speaker at our May Commencement ceremonies. It was truly an honor to celebrate with thousands of new Mountaineer graduates as they crossed the stage to one of the most admirable of finish lines. These new alumni are ready to embark on their next journey – well prepared and determined to make a difference in the world. And I believe they will do just that.

We also celebrated five additional honorary degree recipients this year – all of whom have made outstanding contributions to WVU, the state or their fields and will represent WVU with the highest standards of excellence:

- Two-time WVU alumnus and former WVU Board of Governors and WVU Foundation Board chair “Marty” Becker;
- Mark Duda – who studied wildlife biology at WVU and later Yale, and went on to devote his career to wildlife conservation;
- Vienna West Virginia’s Harry “Hap” Esbenshade, who serves as chairman and CEO of The Mountain Company, Laurel Management Group, and Tri-State/Service specialty contracting companies;
- Jon Hammock – founder of the Morgantown-based KeyLogic, an integrated consulting firm that specializes in critical energy and defense initiatives and has been and the U.S. Department of Energy National Small Business of the Year;
- And Bruce Roberts, a School of Pharmacy graduate who owned multiple pharmacies and a home healthcare company and served as CEO of the Iona Community Pharmacist Association.

And of course, we celebrated President E. Gordon Gee, who delivered his final Commencement address after 45 years in higher education. At the conclusion of the Sunday afternoon ceremony for the Eberly College of Arts of Sciences, we honored President Gee for conferring more than 335,000 degrees throughout his career.

It was a joyous weekend full of memory-making moments.

ORDER OF VANDALIA

Just last week, I had the pleasure of joining many colleagues and friends of the University for the 2025 Order of Vandalia induction ceremony.

In recognition of their loyalty and service to West Virginia University, five Mountaineers were honored last Friday, including:

- McDowell County native Judge Irene C. Berger, a two-time University graduate who made history as the first Black female circuit judge in West Virginia and later became the first Black federal judge in the state in 2009;
- Dr. John Brick – a School of Medicine graduate, who served as chair of the Department of Neurology for 19 years, and devoted his career to West Virginia patients with neurologic diseases;
- Former Board of Governors chair Tom Jones, who worked for 42 years in healthcare in the Mountain State and served as former president and CEO of the West Virginia University Health System;

- “Ken” Kendrick Jr., a Princeton native who has been the managing general partner for the Arizona Diamondbacks for 22 years, and who co-founded of the Country Roads Trust and the WVU John Chambers College of Business and Economics Kendrick Center for an Ethical Economy and is the namesake for the Kendrick Family Ballpark.
- And finally, Carolyn Long, retired WVU Institute of Technology President who spent her career serving as a teacher and administrator in the state’s public school and higher education systems – and, of course, the first woman to serve as chair of the WVU Board of Governors.

The Order of Vandalia is the highest recognition for service to WVU and dates back to 1960 when WVU President Elvis J. Stahr outlined his idea for a special honor to be bestowed on the University’s most loyal servants.

STEM EDUCATION

I also want to take a moment to recognize the work some of our faculty researchers are doing to increase mathematical literacy among college graduates nationwide by creating a model for collaboration and problem solving.

That model – known as SUMMIT-P – is a guide for redesigning introductory college mathematics courses and the partner discipline courses they support so the ideas resonate across students’ academic experiences, supporting their ability to solve real-world problems.

Led by Susan Ganter – physics and astronomy research professor and senior associate director of the WVU Center for Excellence in STEM Education – the project has received funding from the National Science Foundation since 2016. It has seen renewed interest from NSF this year, as Ganter’s SUMMIT-P model has been successfully implemented in more than a dozen institutions.

To date, more than 170 faculty members representing various disciplines at over 40 colleges and universities are part of the effort to make SUMMIT-P accessible and sustainable for different kinds of institutions. Their work has affected an estimated 90,000 undergraduate students over the last 10 years.

SUMMER INSTITUTES

And while Dr. Ganter's work is helping to ensure college students understand why math matters ... the same Center for Excellence in STEM Education will be hosting nearly 50 high school students from around the state for the Governor's Computer Science Institute next month.

The Institute will bring 9th and 10th grade students to the Morgantown campus to study and research different branches of computer science based on their interests and skillsets – from artificial intelligence, geographic information systems and gaming development to robotics, microprocessors and coding.

The Computer Science Institute is part of the state's larger Governor's Schools of West Virginia – free summer programs for 7th through 11th graders, focused on arts, humanities, STEM, business, tourism and more.

This summer, WVU will also host the Governor's STEM Institute – during which student will engage in topics ranging from the science of food to the magic of the universe and the mysteries of outer space.

The University's Honor College will again host the Governor's Honors Academy, which was established in 1984 by then- Gov. John D. Rockefeller, IV, as the first-ever Governor's School. This three-week, residential program aims to stimulate and support academic excellence among nearly 200 rising seniors by challenging them to develop creative and intellectual skills. This year's theme is "Appalachia Envisioned." Students will investigate and imagine what West Virginia and the region will be in the far future guided by their perspectives and innate leadership.

We look forward to hosting all of these students – and potential future Mountaineers – on WVU's campus as part of our service to the state and land-grant mission.

FACULTY REPORT

Frankie Tack and Dr. Lesley Cottrell presented the annual faculty report to the full board. The report was titled Empowering Excellence: Faculty Contributions, Performance, and Leadership at the University. Items highlighted included:

- Higher Education Challenges;
- Diversity Within WVU Faculty & Community;
- Achievements Since Transformation;
- Exemplary Faculty Leaders; and,
- Leadership Beyond Faculty.

A copy of this presentation is attached hereto and made a part hereof, by reference.

FINANCE COMMITTEE REPORT

Committee Chair Kevin Craig provided the following report:

Thank you, Chair Pill. Yesterday afternoon, there was a meeting of the Finance, Facilities and Revitalization committee.

We then met in Executive Session. During Executive Session, we discussed potential strategic initiatives relating to academic, health sciences, and administrative priorities; personnel matters; potential corporate partnerships; other deliberative matters involving commercial competition which, if made public, might adversely affect the financial or other interest of the University; Advance construction planning and matters relating to pending contract negotiations, including potential steam plant solutions; Possible naming opportunities of two non-academic buildings; and confidential and preliminary matters involving or affecting the University's budget for the current and upcoming academic year, including retention and enrollment.

No actions or votes were taken during executive session; however, two actions were taken as a result of the discussions had during executive session:

After rising from executive session, the committee voted to support the steamplant solution put forward by the Administration during executive session. Given the preliminary nature of that discussion, I will not expand on the plan, except to note the administration has proposed a logical and strategic path forward. No further action on this matter is being recommended to the full Board. Though it is expected that if and when the administration finalizes its plan, the Board will be asked to approve it.

In executive session the committee was briefed on two proposed naming opportunities of non-academic facilities, one being philanthropic in nature and the other being a paid sponsorship opportunity for a term of years. Following the executive session, the committee voted to approve the proposed namings and recommends that they be placed on today's consent agenda for the full Board to formally approve. If approved by the Board, the details of the namings will be announced at a later date.

Then, in public session, we heard from our Chief Financial Officer, Paula Congelio, on the proposed tuition and fee schedule for Fiscal Year 2026. WVU proposes to increase residential undergraduate University tuition and fees by \$324 per semester and non-residential University tuition and fees by \$912 per semester. Similarly, for graduate students, WVU proposes to increase residential University tuition and fees by \$360 per semester and non-residential University tuition and fees by \$945 per semester. Information relating to the proposed tuition and fees increases and the full fee schedule, including housing and dining, is included in the FY2026 Plan.

Next we heard from Senior Associate VP of Finance, Barbara Weiss, on the proposed Fiscal Year 2026 financial plan.

WVU remains committed to strengthening the financial performance of the University and developing a strong fiscal budgeting process that produces positive margins, maintains solid liquidity and allows for thoughtful strategic investments.

The Fiscal Year 2026 financial plan has an increase in net position of \$18 million. After adjusting for donated software amortization, the increase in net position is \$25 million. The plan includes \$1.29 billion of revenues and \$1.267 billion of operating and non-operating expenses. This financial plan requires the use of \$15.5 million in operating cash, primarily for capital needs, but days cash on hand remains relatively stable.

The assumptions relating to the budget and basic budget parameters are included in the FY2026 Plan as a public document to provide additional information to the University community.

After thorough review [and discussion], the Finance Committee voted to approve both the FY2026 Tuition and Fees and the FY2026 Financial Plan and

Budget. Mr. Chair the committee-approved items are included as action items on today's agenda for consideration and approval by the full Board.

After a very productive afternoon and consideration of the above actions, the Joint Committee adjourned. That concludes my report, Mr. Chair. Thank you.

Robert Reynolds moved that the full board approve the Finance Committee Report, as presented. The motion was seconded by Charles Capito and passed.

APPROVAL OF TUITION AND FEES FOR FY26

Kevin Craig moved that the board accept and approve the Tuition and Fees for FY2026, as presented, and as set forth in the schedules attached hereto and made a part hereof by reference. This motion was seconded by Susan Lavenski, and passed.

APPROVAL OF FY26 FINANCIAL PLAN AND BUDGET

Kevin Craig moved that the board accept and approve the FY2026 Financial Plan and Budget, as presented, and as set forth in the schedules attached hereto and made a part hereof by reference. This motion was seconded by Steve Ruby, and passed.

APPROVAL TO CONTRACT WITH GOLD & BLUE, INC.

Chair Pill called upon Ben Murray, Deputy Director/Chief Development Officer, to present this agenda item.

During the recent legislative session, WVU obtained authorization from the Legislature to enter into agreements and any other contractual relationship with a non-profit organization (similar to the WVU Research Corporation) to assist WVU Athletics in the operation of the athletics enterprise, with a particular initial focus on the implementation of the recent House Settlement and generation of additional revenues.

Gold & Blue, Inc., doing business as Gold & Blue Enterprises, has been formed and fulfills the statutory criteria set forth in W. Va. Code § 18B-12-3.

Gold & Blue Enterprises will play a central role in advancing the mission of WVU Athletics by supporting strategic initiatives that drive success in competition and in the evolving Name, Image, and Likeness (“NIL”) landscape. By serving as a key partner in the development of a comprehensive, innovative, and sustainable NIL and revenue-generating ecosystem, Gold & Blue Enterprises will empower Mountaineer student-athletes and help position WVU as a national leader in the future of collegiate athletics.

Gold & Blue Enterprises will operate with two primary priorities: to generate new and diversified revenue streams that fuel the continued success of WVU Athletics, and to harness the strength and visibility of the WVU brand to elevate the personal and professional opportunities available to Mountaineer student-athletes.

Under the proposed affiliation agreement, Gold & Blue Enterprises. is authorized to engage in the following on behalf of WVU Athletics:

- Compensation and Comprehensive NIL Support: Offer a full suite of services, including education, compliance guidance, compensation, and personalized brand development, to compensate and empower student-athletes in maximizing their NIL opportunities.
- Strategic Partnerships: Collaborate with leading marketing and advertising agencies to connect student-athletes with corporate partners, as well as facilitate meaningful endorsement opportunities and brand alignments.
- Innovative Business Structure: Operate with a private-sector approach, integrating sales, media, marketing, and business operations to drive revenue and support the long-term sustainability of WVU Athletics.

Whereupon, Robert Reynolds moved that the West Virginia University Board of Governors authorizes management to finalize and execute an affiliation agreement with Gold & Blue, Inc. This motion was seconded by Kevin Craig, and passed.

AUTHORIZATION TO TERMINATE A CONTRACT WITH A VENOR AND AUTHORIZATION TO ENTER INTO AN AGREEMENT WITH A NEW VENDOR

Chair Pill called upon General Counsel Stephanie Taylor to present this agenda item.

WVU awarded the Contract to Sodexo America, LLC (“Sodexo”) in August 2018 following a competitive RFP process. The Contract requires Sodexo “to provide an integrated package of services to manage and operate the University’s food and dining service programs” (referred to as the “Services”) at contractually specified “Sodexo Managed Locations.” (Contract, § 2.1.) Sodexo operates three types of Services at the University: (1) residential dining, (2) retail dining, and (3) catering.

Over the past several years, WVU has made multiple efforts to resolve ongoing issues with Sodexo’s performance. Despite these efforts, Sodexo’s performance has not improved. WVU began the formal contractual dispute resolution process in November 2024. That process has been completed without acceptable resolution.

As a result, the University may now move to terminate its agreement with Sodexo for cause. Any such termination for cause is based upon the following contractual breaches by Sodexo:

- **Poor Food Quality and Service.** Sodexo has repeatedly failed to provide food services consistent with the quality standards required by the Agreement and those promised during the Request for Proposal (“RFP”) process.
- **Failure to Comply with Requirements Relating to Cleanliness, Sanitation, Maintenance, Health and Safety, and Staffing.** WVU has documented multiple health and safety violations at Sodexo-operated facilities, including unclean conditions, expired food, improper storage, and violations cited by regulatory health inspections.

- **Failure to Accommodate Students with Special Dietary Needs and Provide Nutritional Information.** Sodexo has failed to accurately label food items, leading to documented instances where students with allergies, dietary restrictions, or religious dietary needs were exposed to harmful or prohibited ingredients.
- **Overcharging Services and Products to Customers.** Sodexo has charged students fees outside the scope of the contractually authorized charges.
- **Making Improper Charges to Contractual Funds.** Sodexo has submitted invoices to WVU that violate the terms of the Agreement in three major ways:
 - o Overbilling the Student Life Fund
 - o Double-charging against the Capital Investment Fund; and
 - o Improperly charging the Facility Enhancement Fund.
- **Wasting Assets and Capital Investment Monies.** Sodexo has wasted assets by permanently closing retail locations and by spending those funds to repeatedly turn over retail locations due to its implementation of unpopular and nonviable retail concepts.
- **Failure to Provide Required Marketing and Information Technology Services.** Sodexo has failed to implement a comprehensive marketing strategy to promote voluntary meal plans, despite its central role in driving revenue and student engagement. In addition, Sodexo has not delivered on key IT service obligations, forcing WVU to divert internal resources to cover for these failures.
- **Improperly Reducing the Minimum Guaranteed Commission.** Sodexo has been improperly reducing the Minimum Guaranteed Commission that it is required to pay WVU in exchange for contract rights.

- Failure to provide complete response to WVU Audit Rights Requests.

Subject to Board approval, management will issue the official termination for cause notification on June 16, requesting that Sodexo vacate the facilities by June 29.

To ensure continuity of Dining Services for WVU students, faculty, and staff, WVU management has been negotiating a one year bridge contract with a new Dining Services vendor to assume operations of the WVU Dining Services and facilities on June 30. The terms and conditions of the bridge contract with the new Dining Services vendor shall be consistent with the terms provided in Executive Session, in accordance W. Va. Code § 6-9A-4(b)(9).

Whereupon, Robert Reynolds moved that the West Virginia University Board of Governors authorizes management to issue a termination for cause notice to its current Dining Services vendor, and to finalize and execute a one-year agreement with a new Dining Services vendor in accordance with the terms discussed in Executive Session of the Finance Committee. This motion was seconded by Bray Cary, and passed.

AD HOC GOVERNANCE COMMITTEE REPORT (Including Recommendation for Approval of Amendments to BOG By-Laws)

Chair Pill called upon Committee Chair, Dr. Patrice Harris, to present this report and agenda item.

Thank you, Mr. Chair.

First, I would like to thank the Ad Hoc Governance Committee, the full Board, and the University community for your commitment to the presidential search process. One of the most important responsibilities of a higher education governing board is the selection of a president to lead the institution forward. Since January 2024, the Ad Hoc Governance Committee and the full Board have engaged in a process, with significant feedback from the University community, to select Michael Benson as the University's 27th President. To highlight the major undertaking and the

collaborative effort behind the unanimous approval of the presidential search process by all Board members, a chart summarizing the timeline of the Ad Hoc Governance Committee and full Board engagement and decision-making related to the presidential search and selection process is included in the Board materials. Again, thank you to everyone for your commitment and support throughout the entire presidential search process.

Second, I would like to provide an update from the Ad Hoc Governance meeting held on May 22, 2025. With the presidential search successfully completed, the Ad hoc Governance Committee is excited to move forward with the remaining tasks in the Committee's charge and other governance related responsibilities. During the May 22nd meeting, we met in Executive Session to discuss confidential, preliminary, and deliberative matters relating to internal Board of Governors operations.

As it relates to internal Board operations, the WVU Board of Governors By-Laws were last revised in 2017. With the West Virginia Legislature's passage of House Bill 3279, which revises the composition of the WVU Board of Governors, the Board must amend its Bylaws to reflect the new legislative requirements. The Ad Hoc Governance has reviewed the By-Laws and suggested amendments to ensure consistency with the West Virginia Code and existing Board of Governors' Rules and practices. A redline of the proposed amendments is included in the Board materials. Consistent with Article VIII of the Board's By-Laws, written copies of these amendments were provided to each Board member at least ten (10) days in advance of today's meeting.

Accordingly, Mr. Chair, I hereby move that the Board approves the amended By-Laws, as presented. This motion was seconded by Kevin Craig, and passed.

Chair Harris added that the Ad Hoc Governance Committee will continue making progress on the remaining tasks of the Committee's charge, including board orientation and training, and will provide further updates to the Board.

STRATEGIC PLANS AND INITIATIVES COMMITTEE REPORT

Committee Chair Elmer Coppoolse provided the following report:

Thank you, Mr. Chairman. Yesterday, there was a meeting of the Strategic Plans and Initiatives committee.

We met in Executive Session. During Executive Session, under authority in West Virginia Code Sections 6-9A-4(b)(2)(A), (b)(9), and (b)(12) to discuss:

1. Potential strategic initiatives relating to academic and administrative priorities;
2. Personnel matters;
3. Matters involving or affecting the purchase, sale, or lease of property;
4. Potential and ongoing corporate partnerships;
5. Plans or details related to computing, telecommunications, or network security protocols or programs;
6. Other deliberative matters involving commercial competition which, if made public, might adversely affect the financial or other interest of the University; and
7. A confidential, preliminary, and strategic priorities associated with enrollment and retention.

No actions or votes were taken during executive session. After a productive afternoon the Strategic Plans and Initiatives committee adjourned.

That concludes my report, Mr. Chairman. Thank you.

Kevin Craig moved that the full board approve the Strategic Plans and Initiatives Committee Report, as presented. The motion was seconded by Susan Lavenski and passed.

AUDIT COMMITTEE REPORT

Committee Chair Robert Reynolds provided the following report:

Thank you, Mr. Chairman. Yesterday afternoon, there was a meeting of the Audit Committee.

First we heard from the WVU Senior Associate VP of Finance, Barbara Weiss. Barb reported that WVU is part of the state single audit conducted by E&Y which was filed in March 2025. The two major programs audited were the Federal Student Financial Assistance Cluster of \$192 million and the Research and Development Cluster of \$23 million. All findings were responded to and mainly consisted of the creation of new or modification of existing policies. Due to auditor related issues and cost overruns the state awarded the 2025 state single audit contract to CliftonLarsonAllen.

Barbara reported that the fiscal year 2025 mid-year review was completed by CliftonLarsonAllen. They completed their work on the agreed-upon procedures engagement and issued their written report. There were no findings. The mid-year report is included in the Board packet.

Other activities included the WVU Research Corporation 403(b) Plan and Form 5500 December 31, 2024 audits by Forvis Mazars which began on March 24, 2025 and are still in progress.

And finally, CliftonLarsonAllen has been engaged to audit the WVU and WVU Research Corporation financial statements for the period ending June 30, 2025 as well as the WVU Research Corporation Single Audit of Federal Awards. Interim field work commenced in May 2025.

I am happy to try and answer any questions, and I know Paula and Barb are also available to answer any further questions.

Next, Kelsey Knotts, WVU's Risk Manager, presented an overview of WVU's insurance portfolio.

We also met in Executive Session. During Executive Session, we received a report from the Director of Internal Audit discussing confidential and ongoing audit investigations and reports. No votes or actions were taken during Executive Session.

Mr. Chairman, this concludes my report.

Charles Capito moved that the full board approve the Audit Committee Committee Report, as presented. The motion was seconded by Kevin Craig and passed.

NOTICE OF PROPOSED ULEMAING FOR HR RULE ON ANNUAL LEAVE

Chair Pill called upon Associate General Counsel, Kylie Barnhart to present this agenda item.

Changes are proposed to BOG Talent & Culture Rule 3.5 – Employee Leave. The proposed changes seek to reduce administrative burden and cost while giving the University additional flexibility. Providing the University with the authority to determine whether to pay a former employee’s annual leave via lump sum or terminal leave period will reduce costs and create certainty when employees leave employment. Additionally, providing the University the authority to honor Annual leave balances from affiliated entities will reduce harm to these new employees.

Substantively, the proposed changes to the Rule will result in amendments as set forth in detail in the table located in the Notice of Proposed Rulemaking and in the redline document contained within today’s board meeting materials.

Following the issuance of the Notice of Proposed Rulemaking, the proposed changes to the Rule will be posted for the required public comment period from June 16, 2025, through July 17, 2025. The Board of Governors is asked to approve the issuance of the Notice of Proposed Rulemaking, as presented.

Whereupon, Dr. Patrice Harris moved that the board approves the issuance of a Notice of Proposed Rulemaking, as presented, pursuant to BOG Governance Rule 1.1. The motion was seconded by Bray Cary, and passed.

INFORMATION ITEMS

There were no questions or concerns expressed by any board member pertaining to the Information Items contained within today's agenda.

CONSENT AGENDA

Chair Pill called for any discussion of today's Consent Agenda items and asked whether any items needed to be pulled for a separate discussion/vote.

There being no such request made, Robert Reynolds moved that today's Consent Agenda be approved. This motion was seconded by Susan Lavenski, and passed.

Thereupon, the following Consent Agenda items were approved:

a. Renaming of Buildings

Resolved: That pursuant to BOG Governance Rule 2.2, the West Virginia University Board of Governors approves the renaming of the Chestnut Ridge Research Building to the Chestnut Ridge Building, as well as the naming opportunities of the non-academic facilities to be announced later, in accordance with the terms discussed in Executive Session of the Finance Committee

b. Renewed Authority to Transfer or Sell Buildings and Property Located in Montgomery, WV

Resolved: That pursuant to BOG Governance Rule 5.1, the West Virginia University Board of Governors authorizes the transfer or sale of buildings and parcels of real property located in Montgomery, West Virginia. Accordingly, the Board grants standing authority, through June 30, 2027, to the President or the Vice President and CFO, and their designees, to negotiate and finalize transactions which are deemed beneficial to the University.

c. Authorization to Extend President's Term

Resolved: That the West Virginia University Board of Governors authorizes the Chair to execute the attached amendment to President Gee's contract extending his term to July 14, 2025.

d. Approval of Undergraduate Program Review Recommendations

Resolved: That the West Virginia University Board of Governors approves the Undergraduate Program Reviews conducted by the Undergraduate Council in this cycle, for the 2024/2025 academic year.

e. Approval of Graduate Program Review Recommendations

Resolved: That the West Virginia University Board of Governors approves the Graduate Program Reviews conducted by the Graduate Council in this cycle, for the 2024/2025 academic year.

f. Termination of the Master of Arts (MA) in Elementary Mathematics Specialist degree and the Certificate in Health Professions Education in the College of Applied Human Sciences.

Resolved: West Virginia University Board of Governors approves the termination of the Master of Arts (MA) in Elementary Mathematics Specialist degree and the Certificate in Health Professions Education in the College of Applied Human Sciences.

g. Termination of the Master of Science Journalism (MSJ) degree in Media Solutions and Innovation in the College of Creative Arts and Media

Resolved: West Virginia University Board of Governors approves the termination of the Master of Science Journalism (MSJ) degree in Media Solutions and Innovation in the College of Creative Arts and Media.

h. Approval of a new online MS degree in Artificial Intelligence in the Statler College of Engineering and Mineral Resources

Resolved: That the West Virginia University Board of Governors approves the creation of an online MS degree in Artificial Intelligence in the Statler College of Engineering and Mineral Resources

i. Approval of a new MS degree in Human and Community Development in the Davis College of Agriculture and Resources

Resolved: That the West Virginia University Board of Governors approves the creation of an MS degree in Human and Community Development in the Davis College of Agriculture and Resources.

j. Appointment of County Extension Committees

Resolved: That the West Virginia University Board of Governors approves the nominees and alternates for positions on the County Extension Service Committees in West Virginia, as presented.

PRESIDENT’S REPORT

During his last board meeting, President Gee highlighted the importance of WVU as a land-grant and major research university, remarking that we have developed a progressive health care system – making us the economic engine of the State of West Virginia.

President Gee shared that he has been grateful to know the current and previous members on the board as friends as well as partners. He knows the board and everyone else at WVU will support President Benson with the same enthusiasm always shown to him.

He ended his brief remarks by adding that as long as all Mountaineers continue to work as one, he sees a bright future ahead for our students, state and university.

**NOMINATING COMMITTEE REPORT
(Including formal recommendations and election of BOG
officers for July 1, 2025 through June 30, 2026)**

Nominating Committee Chair Kevin Craig stated that the Nominating Committee met on May 13, 2025, and as a result of this committee meeting nominations for board officers for the upcoming year included Richard Pill, Chair; Dr. Patrice Harris, Vice-Chair; and Robert Reynolds, Secretary.

In addition to the recommendation of the Nominating Committee, there were additional nominations offered by other board members, resulting in comments from each prospective nominee for board chair, board vice-chair and board Secretary.

After all nominations were closed the full board voted on the positions for the board officers for July 1, 2025 through June 30, 2026, resulting in the following slate of officers: Rusty Hutson, Chair; Robert Reynolds, Vice-Chair; and Paul Mattox, Secretary.

APPROVAL OF MINUTES

Kevin Craig moved that the board approve the minutes for the April 4, 2025 regular meeting. This motion was seconded by Charles Capito and passed.

GENERAL DISCUSSION AND ADJOURNMENT

Chair Pill offered remarks related to President Gee's retirement. In addition, he presented gifts to the following outgoing board members: Frankie Tack (Faculty Representative); Shirley Robinson (Classified Staff Representative); and Charlie Long (Student Representative.)


Chair Pill stated that there was no need for an Executive Session during today's regular board meeting.

Chair Pill announced that the next planned board meeting is scheduled for September 26, 2025. There being no further business to come before the board Robert Reynolds moved to adjourn the meeting. The motion was seconded by Bray Cary and passed. The meeting was adjourned at 12:22 p.m.

Robert Reynolds, Secretary



Empowering Excellence: Faculty Contributions, Performance, and Leadership at the University



Frankie Tack, M.S., AADC-S, NCC, CTTS and
Lesley Cottrell, PhD

West Virginia University Board of Governors
June 13, 2025

Higher Education Challenges

- Financial constraints and funding cuts.
- Declining enrollment and institutional closures.
- Navigating technological advancements.
- Adapting to shifting student expectations.
- Faculty recruitment and retention.
- Political pressures and interference.



Diversity Within WVU

Faculty & Community

- Faculty and students are a diverse, dynamic group.
- Broad range of expertise and perspectives.
- Not a homogeneous entity.
- Our community reflects West Virginia's characteristics.



Achievements Since Transformation

- Secured 282 new research grants; > \$82 M
- Developed 492 new courses
- Launched 54 new academic programs
- Refined General Education Foundations (GEF)
- Continued reduction across programs and enhanced curricular opportunities that are skills-based



Exemplary Faculty Leaders

Norman Ferrari

- Weirton native
- 40+ years at WVU
- Pediatrician
- WVU Mountaineer Award



Sam Workman

- Fayette County native
- Public policy and data analysis
- Regional economic and policy contributions



Brad Humphreys

- WV native and alum
- Economics professor
- Benedum Distinguished
- Economics of professional sports and gambling

Leadership Beyond Faculty



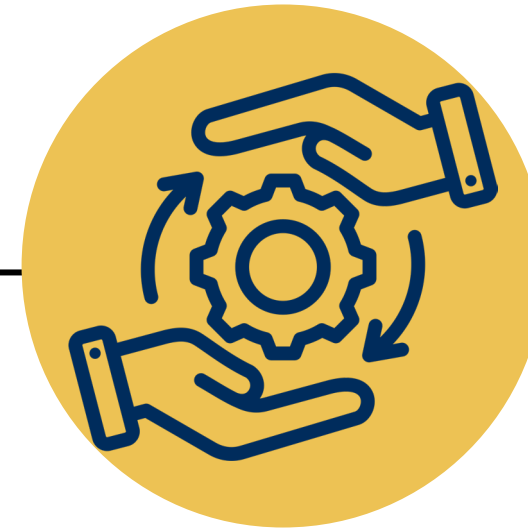
**Involved
Campus**



Dialogue



**Consensus
and
Collective
buy-in**



**Collaboration with
Community**



Integrity



If ethics are poor at the top, that behavior is copied down through the organization.

Robert Noyce, Physicist and Founder of Intel

THANK YOU

Any Questions?



WEST VIRGINIA UNIVERSITY BOARD OF GOVERNORS
Meeting of June 13, 2025

ITEM: **FY 2025-2026 Tuition and Fees**

INSTITUTION: West Virginia University

COMMITTEE: Full Board

STAFF MEMBER: Paula Congelio
Vice President and Chief Financial Officer

BACKGROUND: 2025 – 2026 General University and Divisional Campus Proposed
Tuition and Fee Rates (per semester)

At this board meeting we are seeking approval of the following fees
as detailed in the fee schedules:

1. University Tuition and Fees
2. Program Fees – Laptop Fees
3. Administrative Fees
 - a. Student Health Insurance
 - b. Athletics Revenue Share Support Fee
4. Instrument and Materials Fees
5. Room Fees
6. Board Fees (Meal Plans)
7. Apartment Rates
8. Online Fees

See below for summary of proposed changes per semester unless
noted:

1. University Tuition and Fees

WVU charges each student University tuition and University fees (collectively, “Tuition and Fees”). WVU is committed to a tuition and fee structure that continues to be of great value to both resident and non-resident students while also allowing the institution to fulfill its financial obligations. WVU also charges students a differential college tuition based on their college of record.

For FY2026, WVU Morgantown proposes to raise residential undergraduate University tuition and fees by \$324 per semester and non-residential University tuition and fees by \$912 per semester. Similarly, for graduate students, WVU proposes to raise residential University tuition and fees by \$360 per semester and non-residential University tuition and fees by \$945 per semester. These totals include a \$12 or \$9 increase in University fees for undergraduate or graduate students, respectively.

College tuition varies in dollar amount, but most colleges propose increases ranging from \$0 to \$114. These tuition increases are necessary to cover increased costs due to inflation.

The below chart summarizes the current and proposed tuition and fee schedule. For detailed tuition and fee schedules for all colleges and populations, housing rates and dining rates, see detailed sheets included.

PROPOSED FY2026 TUITION AND FEES PER SEMESTER

PROPOSED FY2026 TUITION AND FEES PER SEMESTER			
	CURRENT FY2025	PROPOSED FY2026	INCREASE
Undergraduate, Resident	\$ 5,052	\$ 5,376	\$ 324
Undergraduate, Non-Resident	\$ 14,304	\$ 15,216	\$ 912
Graduate, Resident	\$ 5,706	\$ 6,066	\$ 360
Graduate, Non-Resident	\$ 14,769	\$ 15,714	\$ 945

For FY2026, WVU PSC/Keyser and WVUIT/Beckley propose to increase residential undergraduate University tuition and fees by \$204 and \$420 per semester, respectively and non-residential University tuition and fees by \$468 and \$672, respectively per

semester. WVU PSC/Keyser proposes to increase its Metro Rate by \$312 per semester. WVUIT/Beckley is proposing a new Metro Rate of \$6,576 per semester. There is no increase in University fees at these campuses.

WVU PSC/Keyser is proposing to increase its Associate Degree University tuition and fees by \$168, \$420 and \$264 for residential, non-residential and Metro rates, respectively. These increases represent no increase in University fees.

The below chart summarizes the current and proposed tuition and fee schedule for WVU PSC/Keyser and WVUIT/Beckley. For detailed tuition and fee schedules for all colleges and populations, housing rates and dining rates, see detailed sheets included.

PROPOSED FY2026 TUITION AND FEES PER SEMESTER

PROPOSED FY2026 TUITION AND FEES PER SEMESTER - PSC AND WUIT/BECKLEY			
	CURRENT FY2025	PROPOSED FY2026	INCREASE
PSC Keyser			
Associate, Resident	\$ 2,640	\$ 2,808	\$ 168
Associate, Non-Resident	\$ 6,600	\$ 7,020	\$ 420
Associate, Metro Rate	\$ 4,188	\$ 4,452	\$ 264
Undergraduate, Resident	\$ 3,216	\$ 3,420	\$ 204
Undergraduate, Non-Resident	\$ 7,356	\$ 7,824	\$ 468
Metro Rate	\$ 4,920	\$ 5,232	\$ 312
WVUIT Beckley			
Undergraduate, Resident	\$ 4,212	\$ 4,632	\$ 420
Undergraduate, Non-Resident	\$ 10,536	\$ 11,208	\$ 672
Metro Rate - NEW	\$ -	\$ 6,576	\$ 6,576

2. Program Fees

The Barnes & Noble “First Day” (opt out) fee has decreased across all campuses by \$7 for part-time students and \$15 for full-time students.

The WVU Tech Orientation fee is increasing by \$25.

For WVU Potomac State, there is a \$24 increase in the Hospitality & Tourism Equipment fee.

Changes in WVU HSC Laptop Fees range from (\$896) to \$(167) for continuing programs.

All other program fees remain the same.

3. Administrative Fees

Student Health Insurance has increased for the Fall, Spring and Summer semesters by \$123, \$188 and \$79, respectively, on the WVU Morgantown and WVU Beckley campuses.

An Athletics Revenue Share Support fee of \$125 is proposed to be added on the Morgantown Campus.

All other administrative fees remain the same.

4. Instrument and Materials Fees

The WVU HSC Instrument and Materials Fees change ranges from (\$1,912) to \$1,353.

5. Room Fees

WVU, Increase ranging from \$122 to \$234
WVU Keyser and WVUIT, Increases from \$68 to \$127

6. Board Fees (Meal Plans)

WVU, Increases between \$8 to \$77
WVU PSC, Increases between \$11 to \$114
WVUIT, Increases between \$9 to \$82

7. Apartment Rates

Since at least 2016 for WVU Morgantown, the Board has approved monthly cap rates (on a per bed per month basis) which establish the maximum amount of rent the University is authorized to charge for each of its apartment types. Rent is charged per bed and will not exceed monthly cap rates, but may be lower. Published rental rates actually charged by the University vary depending upon location, demand, leasing incentives, and other factors. The proposed cap rates for FY2026-27 are increasing an average of \$28.

8. Online Fees

Continuing the price structure, on-campus students who take a mix of online and on-campus courses will be charged tuition and fees based on his/her residency.

All online programs are assessed University Tuition and College tuition charged at the resident college on-campus rate or based upon a Market-based price. In addition, students will be charged an online fee of \$50/credit (associates), \$75/credit (bachelors), or \$100/credit (graduate/professional).

WEST VIRGINIA UNIVERSITY 2025-2026
BOARD OF GOVERNORS FEE SCHEDULE - TUITION AND FEES - PER SEMESTER

Row Labels	Sum of 2025-2026 University Tuition Amount	Sum of 2025-2026 University Fee Amount	Sum of 2025-2026 Program/College Fee Amount	Sum of 2025-2026 TOTAL AMOUNT FULL-TIME	Sum of 2024-2025 University Tuition Amount	Sum of 2024-2025 University Fee Amount	Sum of 2024-2025 Program/College Fee Amount	Sum of 2024-2025 TOTAL AMOUNT FULL-TIME	Sum of 2024-2025 TOTAL AMOUNT PER CREDIT HOUR
WVU									
Undergraduate									
Resident									
Agriculture, Natural Resources and Design	\$ 4,656.00	\$ 720.00	\$ 612.00	\$ 5,988.00	\$ 4,344.00	\$ 708.00	\$ 576.00	\$ 5,628	\$ 469.00
Applied Human Sciences	\$ 4,656.00	\$ 720.00	\$ 480.00	\$ 5,856.00	\$ 4,344.00	\$ 708.00	\$ 396.00	\$ 5,448	\$ 454.00
Business & Economics	\$ 4,656.00	\$ 720.00	\$ 696.00	\$ 6,072.00	\$ 4,344.00	\$ 708.00	\$ 696.00	\$ 5,748	\$ 479.00
CLASS	\$ 4,656.00	\$ 720.00	\$ 372.00	\$ 5,748.00	\$ 4,344.00	\$ 708.00	\$ 360.00	\$ 5,412	\$ 451.00
Creative Arts & Media	\$ 4,656.00	\$ 720.00	\$ 552.00	\$ 5,928.00	\$ 4,344.00	\$ 708.00	\$ 516.00	\$ 5,568	\$ 464.00
Eberly Arts & Sciences	\$ 4,656.00	\$ 720.00	\$ 504.00	\$ 5,880.00	\$ 4,344.00	\$ 708.00	\$ 480.00	\$ 5,532	\$ 461.00
Engineering and Mineral Resources	\$ 4,656.00	\$ 720.00	\$ 792.00	\$ 6,168.00	\$ 4,344.00	\$ 708.00	\$ 792.00	\$ 5,844	\$ 487.00
Intercollegiate Tuition	\$ 4,656.00	\$ 720.00	\$ 636.00	\$ 6,012.00	\$ 4,344.00	\$ 708.00	\$ 612.00	\$ 5,664	\$ 472.00
Non-Resident									
Agriculture, Natural Resources and Design	\$ 14,496.00	\$ 720.00	\$ 732.00	\$ 15,948.00	\$ 13,596.00	\$ 708.00	\$ 696.00	\$ 15,000	\$ 1,250.00
Applied Human Sciences	\$ 14,496.00	\$ 720.00	\$ 708.00	\$ 15,924.00	\$ 13,596.00	\$ 708.00	\$ 516.00	\$ 14,820	\$ 1,235.00
Business & Economics	\$ 14,496.00	\$ 720.00	\$ 912.00	\$ 16,128.00	\$ 13,596.00	\$ 708.00	\$ 912.00	\$ 15,216	\$ 1,268.00
CLASS	\$ 14,496.00	\$ 720.00	\$ 492.00	\$ 15,708.00	\$ 13,596.00	\$ 708.00	\$ 480.00	\$ 14,784	\$ 1,232.00
Creative Arts & Media	\$ 14,496.00	\$ 720.00	\$ 804.00	\$ 16,020.00	\$ 13,596.00	\$ 708.00	\$ 756.00	\$ 15,060	\$ 1,255.00
Eberly Arts & Sciences	\$ 14,496.00	\$ 720.00	\$ 804.00	\$ 16,020.00	\$ 13,596.00	\$ 708.00	\$ 756.00	\$ 15,060	\$ 1,255.00
Engineering and Mineral Resources	\$ 14,496.00	\$ 720.00	\$ 1,164.00	\$ 16,380.00	\$ 13,596.00	\$ 708.00	\$ 1,164.00	\$ 15,468	\$ 1,289.00
Intercollegiate Tuition	\$ 14,496.00	\$ 720.00	\$ 768.00	\$ 15,984.00	\$ 13,596.00	\$ 708.00	\$ 744.00	\$ 15,048	\$ 1,254.00
Graduate									
Resident									
Agriculture, Natural Resources and Design	\$ 5,364.00	\$ 702.00	\$ 594.00	\$ 6,660.00	\$ 5,013.00	\$ 693.00	\$ 558.00	\$ 6,264.00	\$ 696.00
Applied Human Sciences	\$ 5,364.00	\$ 702.00	\$ 432.00	\$ 6,498.00	\$ 5,013.00	\$ 693.00	\$ 405.00	\$ 6,111.00	\$ 679.00
Business & Economics	\$ 5,364.00	\$ 702.00	\$ 3,123.00	\$ 9,189.00	\$ 5,013.00	\$ 693.00	\$ 3,123.00	\$ 8,829.00	\$ 981.00
Creative Arts & Media	\$ 5,364.00	\$ 702.00	\$ 531.00	\$ 6,597.00	\$ 5,013.00	\$ 693.00	\$ 504.00	\$ 6,210.00	\$ 690.00
Eberly Arts & Sciences	\$ 5,364.00	\$ 702.00	\$ 459.00	\$ 6,525.00	\$ 5,013.00	\$ 693.00	\$ 432.00	\$ 6,138.00	\$ 682.00
Engineering and Mineral Resources	\$ 5,364.00	\$ 702.00	\$ 801.00	\$ 6,867.00	\$ 5,013.00	\$ 693.00	\$ 801.00	\$ 6,507.00	\$ 723.00
Undeclared	\$ 5,364.00	\$ 702.00	\$ -	\$ 6,066.00	\$ 5,013.00	\$ 693.00	\$ -	\$ 5,706.00	\$ 634.00
Non-Resident									
Agriculture, Natural Resources and Design	\$ 15,012.00	\$ 702.00	\$ 729.00	\$ 16,443.00	\$ 14,076.00	\$ 693.00	\$ 684.00	\$ 15,453.00	\$ 1,717.00
Applied Human Sciences	\$ 15,012.00	\$ 702.00	\$ 603.00	\$ 16,317.00	\$ 14,076.00	\$ 693.00	\$ 567.00	\$ 15,336.00	\$ 1,704.00
Business & Economics	\$ 15,012.00	\$ 702.00	\$ 5,481.00	\$ 21,195.00	\$ 14,076.00	\$ 693.00	\$ 5,481.00	\$ 20,250.00	\$ 2,250.00
Creative Arts & Media	\$ 15,012.00	\$ 702.00	\$ 756.00	\$ 16,470.00	\$ 14,076.00	\$ 693.00	\$ 711.00	\$ 15,480.00	\$ 1,720.00
Eberly Arts & Sciences	\$ 15,012.00	\$ 702.00	\$ 801.00	\$ 16,515.00	\$ 14,076.00	\$ 693.00	\$ 756.00	\$ 15,525.00	\$ 1,725.00
Engineering and Mineral Resources	\$ 15,012.00	\$ 702.00	\$ 1,188.00	\$ 16,902.00	\$ 14,076.00	\$ 693.00	\$ 1,188.00	\$ 15,957.00	\$ 1,773.00
Undeclared	\$ 15,012.00	\$ 702.00	\$ -	\$ 15,714.00	\$ 14,076.00	\$ 693.00	\$ -	\$ 14,769.00	\$ 1,641.00
Professional									
Resident									
Applied Human Sciences	\$ 5,364.00	\$ 702.00	\$ 432.00	\$ 6,498.00	\$ 5,013.00	\$ 693.00	\$ 405.00	\$ 6,111.00	\$ 679.00
Law	\$ 5,364.00	\$ 702.00	\$ 7,821.00	\$ 13,887.00	\$ 5,013.00	\$ 693.00	\$ 7,596.00	\$ 13,302.00	\$ 1,478.00
Non-Resident									
Applied Human Sciences	\$ 15,012.00	\$ 702.00	\$ 603.00	\$ 16,317.00	\$ 14,076.00	\$ 693.00	\$ 567.00	\$ 15,336.00	\$ 1,704.00
Law	\$ 15,012.00	\$ 702.00	\$ 7,821.00	\$ 23,535.00	\$ 14,076.00	\$ 693.00	\$ 7,596.00	\$ 22,365.00	\$ 2,485.00

WEST VIRGINIA UNIVERSITY 2025-2026
BOARD OF GOVERNORS FEE SCHEDULE - TUITION AND FEES - PER SEMESTER

Row Labels	Sum of 2025-2026 University Tuition Amount	Sum of 2025-2026 University Fee Amount	Sum of 2025-2026 Program/College Fee Amount	Sum of 2025-2026 TOTAL AMOUNT FULL-TIME	Sum of 2024-2025 University Tuition Amount	Sum of 2024-2025 University Fee Amount	Sum of 2024-2025 Program/College Fee Amount	Sum of 2024-2025 TOTAL AMOUNT FULL-TIME	Sum of 2024-2025 TOTAL AMOUNT PER CREDIT HOUR
WVU Health Sciences									
Undergraduate									
Resident									
Dentistry Dental Hygiene	\$ 4,656.00	\$ 720.00	\$ 1,812.00	\$ 7,188.00	\$ 4,344.00	\$ 708.00	\$ 1,704.00	\$ 6,756.00	\$ 563.00
Medicine Biomedical Lab Diagnostics	\$ 4,656.00	\$ 720.00	\$ 696.00	\$ 6,072.00	\$ 4,344.00	\$ 708.00	\$ 648.00	\$ 5,700.00	\$ 475.00
Medicine Communication Science Disorders	\$ 4,656.00	\$ 720.00	\$ 924.00	\$ 6,300.00	\$ 4,344.00	\$ 708.00	\$ 864.00	\$ 5,916.00	\$ 493.00
Medicine Medicine	\$ 4,656.00	\$ 720.00	\$ 984.00	\$ 6,360.00	\$ 4,344.00	\$ 708.00	\$ 924.00	\$ 5,976.00	\$ 498.00
Nursing	\$ 4,656.00	\$ 720.00	\$ 1,644.00	\$ 7,020.00	\$ 4,344.00	\$ 708.00	\$ 1,560.00	\$ 6,612.00	\$ 551.00
Pharmacy Pharm D. - Traditional (R1, R2)	\$ 4,656.00	\$ 720.00	\$ 7,272.00	\$ 12,648.00	\$ 4,344.00	\$ 708.00	\$ 6,924.00	\$ 11,976.00	\$ 998.00
Pharmacy Pharmaceuticals & Healthcare	\$ 4,656.00	\$ 720.00	\$ 600.00	\$ 5,976.00	\$ 4,344.00	\$ 708.00	\$ 600.00	\$ 5,652.00	\$ 471.00
Pharmacy Pharmacy	\$ 4,656.00	\$ 720.00	\$ 480.00	\$ 5,856.00	\$ 4,344.00	\$ 708.00	\$ 432.00	\$ 5,484.00	\$ 457.00
Public Health Public Health	\$ 4,656.00	\$ 720.00	\$ 360.00	\$ 5,736.00	\$ 4,344.00	\$ 708.00	\$ 360.00	\$ 5,412.00	\$ 451.00
Non-Resident									
Dentistry Dental Hygiene	\$ 14,496.00	\$ 720.00	\$ 3,576.00	\$ 18,792.00	\$ 13,596.00	\$ 708.00	\$ 3,372.00	\$ 17,676.00	\$ 1,473.00
Medicine Biomedical Lab Diagnostics	\$ 14,496.00	\$ 720.00	\$ 1,824.00	\$ 17,040.00	\$ 13,596.00	\$ 708.00	\$ 1,800.00	\$ 16,104.00	\$ 1,342.00
Medicine Communication Science Disorders	\$ 14,496.00	\$ 720.00	\$ 2,076.00	\$ 17,292.00	\$ 13,596.00	\$ 708.00	\$ 2,052.00	\$ 16,356.00	\$ 1,363.00
Medicine Medicine	\$ 14,496.00	\$ 720.00	\$ 2,448.00	\$ 17,664.00	\$ 13,596.00	\$ 708.00	\$ 2,424.00	\$ 16,728.00	\$ 1,394.00
Nursing	\$ 14,496.00	\$ 720.00	\$ 1,644.00	\$ 16,860.00	\$ 13,596.00	\$ 708.00	\$ 1,560.00	\$ 15,864.00	\$ 1,322.00
Pharmacy Pharm D. - Traditional (R1, R2)	\$ 14,496.00	\$ 720.00	\$ 9,096.00	\$ 24,312.00	\$ 13,596.00	\$ 708.00	\$ 9,060.00	\$ 23,364.00	\$ 1,947.00
Pharmacy Pharmaceuticals & Healthcare	\$ 14,496.00	\$ 720.00	\$ 840.00	\$ 16,056.00	\$ 13,596.00	\$ 708.00	\$ 840.00	\$ 15,144.00	\$ 1,262.00
Pharmacy Pharmacy	\$ 14,496.00	\$ 720.00	\$ 432.00	\$ 15,648.00	\$ 13,596.00	\$ 708.00	\$ 432.00	\$ 14,736.00	\$ 1,228.00
Public Health Public Health	\$ 14,496.00	\$ 720.00	\$ 1,092.00	\$ 16,308.00	\$ 13,596.00	\$ 708.00	\$ 1,092.00	\$ 15,396.00	\$ 1,283.00
Graduate									
Resident									
Dentistry Dental Hygiene	\$ 5,364.00	\$ 702.00	\$ 1,683.00	\$ 7,749.00	\$ 5,013.00	\$ 693.00	\$ 1,584.00	\$ 7,290.00	\$ 810.00
Dentistry Dentistry (post D.D.S.)	\$ 5,364.00	\$ 702.00	\$ 2,412.00	\$ 8,478.00	\$ 5,013.00	\$ 693.00	\$ 2,277.00	\$ 7,983.00	\$ 887.00
Medicine Athletic Training	\$ 5,364.00	\$ 702.00	\$ 1,332.00	\$ 7,398.00	\$ 5,013.00	\$ 693.00	\$ 1,269.00	\$ 6,975.00	\$ 775.00
Medicine Medical Laboratory Science	\$ 5,364.00	\$ 702.00	\$ 1,359.00	\$ 7,425.00	\$ 5,013.00	\$ 693.00	\$ 1,269.00	\$ 6,975.00	\$ 775.00
Medicine Medicine	\$ 5,364.00	\$ 702.00	\$ 1,044.00	\$ 7,110.00	\$ 5,013.00	\$ 693.00	\$ 990.00	\$ 6,696.00	\$ 744.00
Medicine Occupational Therapy	\$ 5,364.00	\$ 702.00	\$ 972.00	\$ 7,038.00	\$ 5,013.00	\$ 693.00	\$ 927.00	\$ 6,633.00	\$ 737.00
Medicine Pathology Assistant	\$ 5,364.00	\$ 702.00	\$ 2,142.00	\$ 8,208.00	\$ 5,013.00	\$ 693.00	\$ 1,998.00	\$ 7,704.00	\$ 856.00
Medicine Physician Assistant	\$ 5,364.00	\$ 702.00	\$ 6,642.00	\$ 12,708.00	\$ 5,013.00	\$ 693.00	\$ 6,210.00	\$ 11,916.00	\$ 1,324.00
Medicine Speech-Language Pathology	\$ 5,364.00	\$ 702.00	\$ 1,044.00	\$ 7,110.00	\$ 5,013.00	\$ 693.00	\$ 990.00	\$ 6,696.00	\$ 744.00
Nursing	\$ 5,364.00	\$ 702.00	\$ 1,323.00	\$ 7,389.00	\$ 5,013.00	\$ 693.00	\$ 1,260.00	\$ 6,966.00	\$ 774.00
Pharmacy Pharmacy	\$ 5,364.00	\$ 702.00	\$ 2,133.00	\$ 8,199.00	\$ 5,013.00	\$ 693.00	\$ 2,016.00	\$ 7,722.00	\$ 858.00
Public Health Health Administration	\$ 5,364.00	\$ 702.00	\$ 2,178.00	\$ 8,244.00	\$ 5,013.00	\$ 693.00	\$ 2,133.00	\$ 7,839.00	\$ 871.00
Public Health Public Health Masters and Doctorate	\$ 5,364.00	\$ 702.00	\$ 2,178.00	\$ 8,244.00	\$ 5,013.00	\$ 693.00	\$ 2,133.00	\$ 7,839.00	\$ 871.00
Non-Resident									
Dentistry Dental Hygiene	\$ 15,012.00	\$ 702.00	\$ 5,094.00	\$ 20,808.00	\$ 14,076.00	\$ 693.00	\$ 4,806.00	\$ 19,575.00	\$ 2,175.00
Dentistry Dentistry (post D.D.S.)	\$ 15,012.00	\$ 702.00	\$ 6,021.00	\$ 21,735.00	\$ 14,076.00	\$ 693.00	\$ 5,679.00	\$ 20,448.00	\$ 2,272.00
Medicine Athletic Training	\$ 15,012.00	\$ 702.00	\$ 1,206.00	\$ 16,920.00	\$ 14,076.00	\$ 693.00	\$ 1,206.00	\$ 15,975.00	\$ 1,775.00
Medicine Medical Laboratory Science	\$ 15,012.00	\$ 702.00	\$ 1,782.00	\$ 17,496.00	\$ 14,076.00	\$ 693.00	\$ 1,782.00	\$ 16,551.00	\$ 1,839.00
Medicine Medicine	\$ 15,012.00	\$ 702.00	\$ 3,015.00	\$ 18,729.00	\$ 14,076.00	\$ 693.00	\$ 3,015.00	\$ 17,784.00	\$ 1,976.00
Medicine Occupational Therapy	\$ 15,012.00	\$ 702.00	\$ 1,404.00	\$ 17,118.00	\$ 14,076.00	\$ 693.00	\$ 1,404.00	\$ 16,173.00	\$ 1,797.00
Medicine Pathology Assistant	\$ 15,012.00	\$ 702.00	\$ 4,941.00	\$ 20,655.00	\$ 14,076.00	\$ 693.00	\$ 4,797.00	\$ 19,566.00	\$ 2,174.00
Medicine Physician Assistant	\$ 15,012.00	\$ 702.00	\$ 4,149.00	\$ 19,863.00	\$ 14,076.00	\$ 693.00	\$ 4,032.00	\$ 18,801.00	\$ 2,089.00
Medicine Speech-Language Pathology	\$ 15,012.00	\$ 702.00	\$ 1,404.00	\$ 17,118.00	\$ 14,076.00	\$ 693.00	\$ 1,404.00	\$ 16,173.00	\$ 1,797.00
Nursing	\$ 15,012.00	\$ 702.00	\$ 1,323.00	\$ 17,037.00	\$ 14,076.00	\$ 693.00	\$ 1,260.00	\$ 16,029.00	\$ 1,781.00
Pharmacy Pharmacy	\$ 15,012.00	\$ 702.00	\$ 4,356.00	\$ 20,070.00	\$ 14,076.00	\$ 693.00	\$ 4,113.00	\$ 18,882.00	\$ 2,098.00
Public Health Health Administration	\$ 15,012.00	\$ 702.00	\$ 5,148.00	\$ 20,862.00	\$ 14,076.00	\$ 693.00	\$ 5,148.00	\$ 19,917.00	\$ 2,213.00
Public Health Public Health Masters and Doctorate	\$ 15,012.00	\$ 702.00	\$ 5,148.00	\$ 20,862.00	\$ 14,076.00	\$ 693.00	\$ 5,148.00	\$ 19,917.00	\$ 2,213.00

WEST VIRGINIA UNIVERSITY 2025-2026
BOARD OF GOVERNORS FEE SCHEDULE - TUITION AND FEES - PER SEMESTER

Row Labels	Sum of 2025-2026 University Tuition Amount	Sum of 2025-2026 University Fee Amount	Sum of 2025-2026 Program/College Fee Amount	Sum of 2025-2026 TOTAL AMOUNT FULL-TIME	Sum of 2024-2025 University Tuition Amount	Sum of 2024-2025 University Fee Amount	Sum of 2024-2025 Program/College Fee Amount	Sum of 2024-2025 TOTAL AMOUNT FULL-TIME	Sum of 2024-2025 TOTAL AMOUNT PER CREDIT HOUR
Professional									
Resident									
Dentistry Dental Professional	\$ 5,364.00	\$ 702.00	\$ 9,171.00	\$ 15,237.00	\$ 5,013.00	\$ 693.00	\$ 8,649.00	\$ 14,355.00	\$ 1,595.00
Medicine Doctorate of Audiology	\$ 5,364.00	\$ 702.00	\$ 1,584.00	\$ 7,650.00	\$ 5,013.00	\$ 693.00	\$ 1,512.00	\$ 7,218.00	\$ 802.00
Medicine Medical Professional (M1-M3)	\$ 5,364.00	\$ 702.00	\$ 6,291.00	\$ 12,357.00	\$ 5,013.00	\$ 693.00	\$ 6,165.00	\$ 11,871.00	\$ 1,319.00
Medicine Medical Professional (M4)	\$ 5,364.00	\$ 702.00	\$ 11,709.00	\$ 17,775.00	\$ 5,013.00	\$ 693.00	\$ 11,475.00	\$ 17,181.00	\$ 1,909.00
Medicine Occupational Therapy	\$ 5,364.00	\$ 702.00	\$ 981.00	\$ 7,047.00	\$ 5,013.00	\$ 693.00	\$ 918.00	\$ 6,624.00	\$ 736.00
Medicine Physical Therapy Doctorate	\$ 5,364.00	\$ 702.00	\$ 1,557.00	\$ 7,623.00	\$ 5,013.00	\$ 693.00	\$ 1,512.00	\$ 7,218.00	\$ 802.00
Nursing Certified Registered Nurse Anesthetist (CRNA)	\$ 5,364.00	\$ 702.00	\$ 7,335.00	\$ 13,401.00	\$ 5,013.00	\$ 693.00	\$ 6,984.00	\$ 12,690.00	\$ 1,410.00
Pharmacy Pharm D. - Traditional (R3,R4)	\$ 5,364.00	\$ 702.00	\$ 4,662.00	\$ 10,728.00	\$ 5,013.00	\$ 693.00	\$ 4,437.00	\$ 10,143.00	\$ 1,127.00
Pharmacy Pharm D. - Traditional (RA,RB)	\$ 5,364.00	\$ 702.00	\$ 6,579.00	\$ 12,645.00	\$ 5,013.00	\$ 693.00	\$ 6,264.00	\$ 11,970.00	\$ 1,330.00
Non-Resident									
Dentistry Dental Professional	\$ 15,012.00	\$ 702.00	\$ 18,144.00	\$ 33,858.00	\$ 14,076.00	\$ 693.00	\$ 17,118.00	\$ 31,887.00	\$ 3,543.00
Medicine Doctorate of Audiology	\$ 15,012.00	\$ 702.00	\$ 1,422.00	\$ 17,136.00	\$ 14,076.00	\$ 693.00	\$ 1,422.00	\$ 16,191.00	\$ 1,799.00
Medicine Medical Professional (M1-M3)	\$ 15,012.00	\$ 702.00	\$ 8,955.00	\$ 24,669.00	\$ 14,076.00	\$ 693.00	\$ 8,775.00	\$ 23,544.00	\$ 2,616.00
Medicine Medical Professional (M4)	\$ 15,012.00	\$ 702.00	\$ 19,539.00	\$ 35,253.00	\$ 14,076.00	\$ 693.00	\$ 19,152.00	\$ 33,921.00	\$ 3,769.00
Medicine Occupational Therapy	\$ 15,012.00	\$ 702.00	\$ 1,377.00	\$ 17,091.00	\$ 14,076.00	\$ 693.00	\$ 1,359.00	\$ 16,128.00	\$ 1,792.00
Medicine Physical Therapy Doctorate	\$ 15,012.00	\$ 702.00	\$ 1,404.00	\$ 17,118.00	\$ 14,076.00	\$ 693.00	\$ 1,386.00	\$ 16,155.00	\$ 1,795.00
Nursing Certified Registered Nurse Anesthetist (CRNA)	\$ 15,012.00	\$ 702.00	\$ 7,335.00	\$ 23,049.00	\$ 14,076.00	\$ 693.00	\$ 6,984.00	\$ 21,753.00	\$ 2,417.00
Pharmacy Pharm D. - Traditional (R3,R4)	\$ 15,012.00	\$ 702.00	\$ 5,220.00	\$ 20,934.00	\$ 14,076.00	\$ 693.00	\$ 5,220.00	\$ 19,989.00	\$ 2,221.00
Pharmacy Pharm D. - Traditional (RA,RB)	\$ 15,012.00	\$ 702.00	\$ 8,595.00	\$ 24,309.00	\$ 14,076.00	\$ 693.00	\$ 8,595.00	\$ 23,364.00	\$ 2,596.00

WEST VIRGINIA UNIVERSITY 2025-2026
BOARD OF GOVERNORS FEE SCHEDULE - TUITION AND FEES - PER SEMESTER

Row Labels		Sum of 2025-2026 University Tuition Amount	Sum of 2025-2026 University Fee Amount	Sum of 2025-2026 Program/College Fee Amount	Sum of 2025-2026 TOTAL AMOUNT FULL-TIME	Sum of 2024-2025 University Tuition Amount	Sum of 2024-2025 University Fee Amount	Sum of 2024-2025 Program/College Fee Amount	Sum of 2024-2025 TOTAL AMOUNT FULL-TIME	Sum of 2024-2025 TOTAL AMOUNT PER CREDIT HOUR
WVU Potomac State College (University Fees are only assessed in Fall & Spring)										
Associate Degree and Certificate Programs										
Resident										
Applied Sciences Division	\$	2,496.00	\$ 312.00	\$ 108.00	\$ 2,916.00	\$ 2,328.00	\$ 312.00	\$ 108.00	\$ 2,748.00	\$ 229.00
Liberal Arts Division	\$	2,496.00	\$ 312.00	\$ 96.00	\$ 2,904.00	\$ 2,328.00	\$ 312.00	\$ 96.00	\$ 2,736.00	\$ 228.00
STEM Division	\$	2,496.00	\$ 312.00	\$ 120.00	\$ 2,928.00	\$ 2,328.00	\$ 312.00	\$ 120.00	\$ 2,760.00	\$ 230.00
Undeclared	\$	2,496.00	\$ 312.00	\$ -	\$ 2,808.00	\$ 2,328.00	\$ 312.00	\$ -	\$ 2,640.00	\$ 220.00
Non-Resident										
Applied Sciences Division	\$	6,708.00	\$ 312.00	\$ 108.00	\$ 7,128.00	\$ 6,288.00	\$ 312.00	\$ 108.00	\$ 6,708.00	\$ 559.00
Liberal Arts Division	\$	6,708.00	\$ 312.00	\$ 96.00	\$ 7,116.00	\$ 6,288.00	\$ 312.00	\$ 96.00	\$ 6,696.00	\$ 558.00
STEM Division	\$	6,708.00	\$ 312.00	\$ 120.00	\$ 7,140.00	\$ 6,288.00	\$ 312.00	\$ 120.00	\$ 6,720.00	\$ 560.00
Undeclared	\$	6,708.00	\$ 312.00	\$ -	\$ 7,020.00	\$ 6,288.00	\$ 312.00	\$ -	\$ 6,600.00	\$ 550.00
Metro										
Applied Sciences Division	\$	4,140.00	\$ 312.00	\$ 108.00	\$ 4,560.00	\$ 3,876.00	\$ 312.00	\$ 108.00	\$ 4,296.00	\$ 358.00
Liberal Arts Division	\$	4,140.00	\$ 312.00	\$ 96.00	\$ 4,548.00	\$ 3,876.00	\$ 312.00	\$ 96.00	\$ 4,284.00	\$ 357.00
STEM Division	\$	4,140.00	\$ 312.00	\$ 120.00	\$ 4,572.00	\$ 3,876.00	\$ 312.00	\$ 120.00	\$ 4,308.00	\$ 359.00
Undeclared	\$	4,140.00	\$ 312.00	\$ -	\$ 4,452.00	\$ 3,876.00	\$ 312.00	\$ -	\$ 4,188.00	\$ 349.00
WVInvests										
Applied Sciences Division	\$	2,198.00	\$ 312.00	\$ 108.00	\$ 2,618.00	\$ 2,093.00	\$ 312.00	\$ 108.00	\$ 2,513.00	\$ 209.42
Liberal Arts Division	\$	2,198.00	\$ 312.00	\$ 96.00	\$ 2,606.00	\$ 2,093.00	\$ 312.00	\$ 96.00	\$ 2,501.00	\$ 208.42
STEM Division	\$	2,198.00	\$ 312.00	\$ 120.00	\$ 2,630.00	\$ 2,093.00	\$ 312.00	\$ 120.00	\$ 2,525.00	\$ 210.42
Bachelor's Degree										
Resident										
Applied Sciences Division	\$	3,108.00	\$ 312.00	\$ 108.00	\$ 3,528.00	\$ 2,904.00	\$ 312.00	\$ 108.00	\$ 3,324.00	\$ 277.00
Liberal Arts Division	\$	3,108.00	\$ 312.00	\$ 96.00	\$ 3,516.00	\$ 2,904.00	\$ 312.00	\$ 96.00	\$ 3,312.00	\$ 276.00
Nursing	\$	3,108.00	\$ 312.00	\$ 3,192.00	\$ 6,612.00	\$ 2,904.00	\$ 312.00	\$ 3,000.00	\$ 6,216.00	\$ 518.00
STEM Division	\$	3,108.00	\$ 312.00	\$ 120.00	\$ 3,540.00	\$ 2,904.00	\$ 312.00	\$ 120.00	\$ 3,336.00	\$ 278.00
Undeclared	\$	3,108.00	\$ 312.00	\$ -	\$ 3,420.00	\$ 2,904.00	\$ 312.00	\$ -	\$ 3,216.00	\$ 268.00
Non-Resident										
Applied Sciences Division	\$	7,512.00	\$ 312.00	\$ 108.00	\$ 7,932.00	\$ 7,044.00	\$ 312.00	\$ 108.00	\$ 7,464.00	\$ 622.00
Liberal Arts Division	\$	7,512.00	\$ 312.00	\$ 96.00	\$ 7,920.00	\$ 7,044.00	\$ 312.00	\$ 96.00	\$ 7,452.00	\$ 621.00
Nursing	\$	7,512.00	\$ 312.00	\$ 8,628.00	\$ 16,452.00	\$ 7,044.00	\$ 312.00	\$ 8,112.00	\$ 15,468.00	\$ 1,289.00
STEM Division	\$	7,512.00	\$ 312.00	\$ 120.00	\$ 7,944.00	\$ 7,044.00	\$ 312.00	\$ 120.00	\$ 7,476.00	\$ 623.00
Undeclared	\$	7,512.00	\$ 312.00	\$ -	\$ 7,824.00	\$ 7,044.00	\$ 312.00	\$ -	\$ 7,356.00	\$ 613.00
Metro										
Applied Sciences Division	\$	4,920.00	\$ 312.00	\$ 108.00	\$ 5,340.00	\$ 4,608.00	\$ 312.00	\$ 108.00	\$ 5,028.00	\$ 419.00
Liberal Arts Division	\$	4,920.00	\$ 312.00	\$ 96.00	\$ 5,328.00	\$ 4,608.00	\$ 312.00	\$ 96.00	\$ 5,016.00	\$ 418.00
Nursing	\$	7,512.00	\$ 312.00	\$ 8,628.00	\$ 16,452.00	\$ 7,044.00	\$ 312.00	\$ 8,112.00	\$ 15,468.00	\$ 1,289.00
STEM Division	\$	4,920.00	\$ 312.00	\$ 120.00	\$ 5,352.00	\$ 4,608.00	\$ 312.00	\$ 120.00	\$ 5,040.00	\$ 420.00
Undeclared	\$	4,920.00	\$ 312.00	\$ -	\$ 5,232.00	\$ 4,608.00	\$ 312.00	\$ -	\$ 4,920.00	\$ 410.00

WEST VIRGINIA UNIVERSITY 2025-2026
BOARD OF GOVERNORS FEE SCHEDULE - TUITION AND FEES - PER SEMESTER

		Sum of 2025-2026 University Tuition Amount	Sum of 2025-2026 University Fee Amount	Sum of 2025-2026 Program/College Fee Amount	Sum of 2025-2026 TOTAL AMOUNT FULL-TIME	Sum of 2024-2025 University Tuition Amount	Sum of 2024-2025 University Fee Amount	Sum of 2024-2025 Program/College Fee Amount	Sum of 2024-2025 TOTAL AMOUNT FULL-TIME	Sum of 2024-2025 TOTAL AMOUNT PER CREDIT HOUR							
WVUIT																	
Undergraduate																	
Resident																	
Arts & Sciences	\$	4,188.00	\$	444.00	\$	216.00	\$	3,768.00	\$	444.00	\$	216.00	\$	4,428.00	\$369		
Business	\$	4,188.00	\$	444.00	\$	144.00	\$	4,776.00	\$	3,768.00	\$	444.00	\$	144.00	\$	4,356.00	\$363
Engineering	\$	4,188.00	\$	444.00	\$	1,104.00	\$	5,736.00	\$	3,768.00	\$	444.00	\$	1,104.00	\$	5,316.00	\$443
Nursing	\$	4,188.00	\$	444.00	\$	2,112.00	\$	6,744.00	\$	3,768.00	\$	444.00	\$	2,136.00	\$	6,348.00	\$529
Undeclared	\$	4,188.00	\$	444.00	\$	-	\$	4,632.00	\$	3,768.00	\$	444.00	\$	-	\$	4,212.00	\$351
Non-Resident																	
Arts & Sciences	\$	10,764.00	\$	444.00	\$	396.00	\$	11,604.00	\$	10,092.00	\$	444.00	\$	396.00	\$	10,932.00	\$911
Business	\$	10,764.00	\$	444.00	\$	336.00	\$	11,544.00	\$	10,092.00	\$	444.00	\$	336.00	\$	10,872.00	\$906
Engineering	\$	10,764.00	\$	444.00	\$	1,176.00	\$	12,384.00	\$	10,092.00	\$	444.00	\$	1,176.00	\$	11,712.00	\$976
Nursing	\$	10,764.00	\$	444.00	\$	5,376.00	\$	16,584.00	\$	10,092.00	\$	444.00	\$	5,064.00	\$	15,600.00	\$1,300
Undeclared	\$	10,764.00	\$	444.00	\$	-	\$	11,208.00	\$	10,092.00	\$	444.00	\$	-	\$	10,536.00	\$878
Metro																	
Arts & Sciences	\$	6,132.00	\$	444.00	\$	324.00	\$	6,900.00									
Business	\$	6,132.00	\$	444.00	\$	216.00	\$	6,792.00									
Engineering	\$	6,132.00	\$	444.00	\$	1,140.00	\$	7,716.00									
Nursing	\$	10,764.00	\$	444.00	\$	5,376.00	\$	16,584.00									
Undeclared	\$	6,132.00	\$	444.00	\$	-	\$	6,576.00									

Fees approved by the Board may be reduced on an individual or program basis by scholarships awarded, programs designed to retain undergraduate students for graduate programs, or other military, reciprocity, or other articulation agreements.

WEST VIRGINIA UNIVERSITY 2025-2026
BOARD OF GOVERNORS FEE SCHEDULE - OTHER FEES

Row Labels	Sum of 2025-2026 Amount
WVU	
Administrative Fees	
Application Fee - Undergraduate (Domestic)	\$ 50.00
Application Fee - Undergraduate (International)	\$ 65.00
Application Fee- Various Programs	\$ -
Athletics Revenue Share Support Fee	\$ 125.00
Campus Carry Resident Hall storage locker	\$ 140.00
Copy of Credentials for Student Placement	\$ 10.00
Course Fee for age 65 plus under BOG 14,4.1	\$ 50.00
Diploma Replacement	\$ 75.00
Exam for Advance Standing	\$ 50.00
I.D. Card Replacement	\$ 20.00
Interest Installment Payment Program	18%
International Student Fee - Fall & Spring semesters	\$ 200.00
International Student Fee - Summer semester	\$ 100.00
International Student Sponsor Fee	\$ 300.00
Late Payment Percent of Outstanding Balance	2.85%
Late Registration Fee	\$ 50.00
Non-enrolled Graduate Student Evaluation Fee	\$ 150.00
Orientation Fee (Assessed to First Year First Semester Law students)	\$ 100.00
Orientation Fee (charged to first-time freshmen and first-time transfer students)	\$ 175.00
Reinstatement Fee	\$ 250.00
Returned Check Fee	\$ 25.00
Student Health Insurance - Fall	\$ 1,196.00
Student Health Insurance - Spring	\$ 1,854.00
Student Health Insurance - Summer	\$ 769.00
Student Reports (transcript after first)	\$ 12.00
Summer Service Access Fee	\$ 150.00
Transcript Fee (applies to all similar documents)	\$ 12.00
Transcript Fee Rush Order (applies to all similar documents)	\$ 18.00
Visiting Students	\$ 15.00

WEST VIRGINIA UNIVERSITY 2025-2026
BOARD OF GOVERNORS FEE SCHEDULE - OTHER FEES

Row Labels	Sum of 2025-2026 Amount
Program Fees	
Adventure Recreation Fee (AHS)	\$ 110.00
Adventure Recreation Fee (Media)	\$ 110.00
Adventure WV Fee	\$ 95.00
AMP ESL Program Fee (per credit hour)	\$ 675.00
First Day Barnes & Noble (Full-time)	\$ 345.00
First Day Barnes & Noble (Part-time)	\$ 161.00
High School Access Early College Program (per credit hour) Non-resident	\$ 75.00
High School Access Early College Program (per credit hour) Resident	\$ 25.00
Honors Summer Bridge	\$ 1,200.00
Intensive English Program Fee (per credit hour)	\$ 562.00
Music Applied Lesson Fee (\$375 cap)	\$ 375.00
Online Learning Student Support Fee (OLSSF) - per credit hour capped at \$75 per course	\$ 25.00
Regents BA Portfolio Evaluation Fee per credit hour awarded	\$ 10.00
Regents BA Portfolio Submission	\$ 300.00
Student Field Experience Fee- Course Dependent	\$ -
Study Abroad Tuition & Fees - Course Dependent	\$ -
Summer Bridge	\$ 25.00

WEST VIRGINIA UNIVERSITY 2025-2026
BOARD OF GOVERNORS FEE SCHEDULE - OTHER FEES

Row Labels	Sum of 2025-2026 Amount
WVU Health Sciences	
Instrument and Material Fees	
Dental Hygiene Instrument and Materials Fee Y1 - Fall	\$ 160.00
Dental Hygiene Instrument and Materials Fee Y1 - Spring	\$ 75.00
Dental Hygiene Instrument and Materials Fee Y1-R - Fall	\$ 85.00
Dental Hygiene Instrument and Materials Fee Y1-R - Spring	\$ -
Dental Hygiene Instrument and Materials Fee Y2 - Fall	\$ 2,543.00
Dental Hygiene Instrument and Materials Fee Y2 - Spring	\$ 2,685.00
Dental Hygiene Instrument and Materials Fee Y2 - Summer	\$ 317.00
Dental Hygiene Instrument and Materials Fee Y2-R - Fall	\$ 420.00
Dental Hygiene Instrument and Materials Fee Y2-R - Spring	\$ 660.00
Dental Hygiene Instrument and Materials Fee Y2-R - Summer	\$ 317.00
Dental Hygiene Instrument and Materials Fee Y3 - Fall	\$ 1,748.00
Dental Hygiene Instrument and Materials Fee Y3 - Spring	\$ 1,682.00
Dental Hygiene Instrument and Materials Fee Y3-R - Fall	\$ 1,573.00
Dental Hygiene Instrument and Materials Fee Y3-R - Spring	\$ 1,607.00
Dental Hygiene Instrument and Materials Fee Y4 - Fall	\$ 2,124.00
Dental Hygiene Instrument and Materials Fee Y4 - Spring	\$ 1,903.00
Dental Hygiene Instrument and Materials Fee Y4-R - Fall	\$ 2,024.00
Dental Hygiene Instrument and Materials Fee Y4-R - Spring	\$ 1,703.00
Dentistry Instrument and Materials Fee D1 - Fall	\$ 6,198.00
Dentistry Instrument and Materials Fee D1 - Spring	\$ 3,518.00
Dentistry Instrument and Materials Fee D1 - Summer	\$ 4,132.00
Dentistry Instrument and Materials Fee D1-R - Fall	\$ 1,152.00
Dentistry Instrument and Materials Fee D1-R - Spring	\$ 583.00
Dentistry Instrument and Materials Fee D1-R - Summer	\$ 1,214.00
Dentistry Instrument and Materials Fee D2 - Fall	\$ 3,845.00
Dentistry Instrument and Materials Fee D2 - Spring	\$ 5,119.00
Dentistry Instrument and Materials Fee D2 - Summer	\$ 2,110.00
Dentistry Instrument and Materials Fee D2-R - Fall	\$ 2,049.00
Dentistry Instrument and Materials Fee D2-R - Spring	\$ 1,567.00

WEST VIRGINIA UNIVERSITY 2025-2026
BOARD OF GOVERNORS FEE SCHEDULE - OTHER FEES

Row Labels	Sum of 2025-2026 Amount
Dentistry Instrument and Materials Fee D2-R - Summer	\$ 1,761.00
Dentistry Instrument and Materials Fee D3 - Fall	\$ 3,824.00
Dentistry Instrument and Materials Fee D3 - Spring	\$ 3,325.00
Dentistry Instrument and Materials Fee D3 - Summer	\$ 2,218.00
Dentistry Instrument and Materials Fee D3-R - Fall	\$ 2,427.00
Dentistry Instrument and Materials Fee D3-R - Spring	\$ 3,325.00
Dentistry Instrument and Materials Fee D3-R - Summer	\$ 2,218.00
Dentistry Instrument and Materials Fee D4 - Fall	\$ 3,633.00
Dentistry Instrument and Materials Fee D4 - Spring	\$ 3,196.00
Dentistry Instrument and Materials Fee D4-R - Fall	\$ 2,915.00
Dentistry Instrument and Materials Fee D4-R - Spring	\$ 3,196.00

WEST VIRGINIA UNIVERSITY 2025-2026
BOARD OF GOVERNORS FEE SCHEDULE - OTHER FEES

Row Labels	Sum of 2025-2026 Amount	
Program Fees		
Laptop Fee Biomedical Lab Diagnostics/Med Lab Sci Laptop Fee	\$	1,318.00
Laptop Fee CRNA	\$	1,375.00
Laptop Fee Dental Hygiene	\$	1,336.00
Laptop Fee Dentistry	\$	1,463.00
Laptop Fee Medicine	\$	1,610.00
Laptop Fee Nursing	\$	1,277.00
Laptop Fee Occupational Therapy	\$	1,334.00
Laptop Fee Pathology Assistant	\$	1,373.00
Laptop Fee Pharmacy	\$	1,489.00
Laptop Fee Physical Therapy	\$	1,341.00
Laptop Fee Physicians Assistant	\$	1,321.00

WEST VIRGINIA UNIVERSITY 2025-2026
BOARD OF GOVERNORS FEE SCHEDULE - OTHER FEES

Row Labels	Sum of 2025-2026 Amount	
WVU Potomac State College		
Administrative Fees		
Campus Carry Resident Hall storage locker	\$	140.00
Diploma Replacement	\$	75.00
I.D. Card Replacement	\$	20.00
Late Payment Percent of Outstanding Balance		2.85%
Late Registration Fee	\$	50.00
Orientation Fee (charged to first-time freshmen and first-time transfer students)	\$	75.00
Parking Permit	\$	100.00
Prior Learning Assessment Fee - Per credit hour	\$	10.00
Prior Learninig Assessment Fee - Portfolio	\$	300.00
Reinstatement Fee	\$	250.00
Returned Check Fee	\$	25.00
Transcript Fee	\$	12.00
Instrument and Material Fees		
Surgical Technology Materials/Instrument Fee	\$	200.00
Program Fees		
First Day Barnes & Noble (Full-time)	\$	345.00
First Day Barnes & Noble (Part-time)	\$	161.00
High School Access Early College Program (per credit hour) Non-resident Students	\$	75.00
High School Access Early College Program (per credit hour) Resident Students	\$	25.00
Hospitality & Tourism Equipment Fee	\$	540.00
Regents BA Degree Evaluation	\$	300.00
Regents BA Portfolio Evaluation Fee per credit hour awarded	\$	10.00
Study Abroad Tuition & Fees - Course Dependent	\$	-

WEST VIRGINIA UNIVERSITY 2025-2026
BOARD OF GOVERNORS FEE SCHEDULE - OTHER FEES

Row Labels	Sum of 2025-2026 Amount
WVUIT	
Administrative Fees	
Application Fee- International Student	\$ 65.00
Campus Carry Resident Hall storage locker	\$ 140.00
Course Fee for age 65 plus under BOG 14,4.1	\$ 50.00
Credit by Examination	\$ 90.00
Diploma Replacement	\$ 75.00
I.D. Card Replacement	\$ 20.00
Late Payment Percent of Outstanding Balance	2.85%
Late Registration Fee	\$ 50.00
Parking Fee	\$ 100.00
Reinstatement Fee	\$ 250.00
Returned Check Fee	\$ 25.00
Student Health Insurance - Fall	\$ 1,196.00
Student Health Insurance - Spring	\$ 1,854.00
Student Health Insurance - Summer	\$ 769.00
Transcript Fee	\$ 12.00
Transcript Fee Rush Order (applies to all similar documents)	\$ 18.00
Program Fees	
Cooperative Education Fee	\$ 100.00
First Day Barnes & Noble (Full-time)	\$ 345.00
First Day Barnes & Noble (Part-time)	\$ 161.00
Flight Tuition - AVIA 381	\$ 7,500.00
High School Access Early College Program (per credit hour) Non-resident Students	\$ 75.00
High School Access Early College Program (per credit hour) Resident Students	\$ 25.00
Orientation Fee (charged to first-time freshmen and first-time transfer students)	\$ 125.00
Piano Lesson Fee	\$ 20.00
Regents BA Course Transfer Fee	\$ 10.00
Regents BA Degree Evaluation	\$ 300.00
Study Abroad Tuition & Fees - Course Dependent	\$ -
Summer Bridge	\$ 25.00

WEST VIRGINIA UNIVERSITY 2025-2026
BOARD OF GOVERNORS FEE SCHEDULE - OTHER FEES

Row Labels	Sum of 2025-2026 Amount
Tech Adventure Cancellation Fee	\$ 50.00
Tech Adventure Course Fee	\$ 50.00
Tech Adventure Orientation Fee	\$ 100.00

WEST VIRGINIA UNIVERSITY 2025-2026
BOARD OF GOVERNORS FEE SCHEDULE - HOUSING

Row Labels	Sum of 2025-2026 Amount	Sum of 2024-2025 Amount
WVU		
Residence Hall-Daily rate		
All Residence Halls		
All Residence Halls	\$ 26.00	\$ 26.00
Residence Hall-per semester		
Honors Hall		
Single Suite	\$ 4,746.00	\$ 4,564.00
Double Suite	\$ 4,547.00	\$ 4,372.00
Lincoln Hall		
Single Room - shared bath	\$ 4,676.00	\$ 4,496.00
Single Suite - private bath	\$ 4,676.00	\$ 4,496.00
Double Suite	\$ 4,481.00	\$ 4,309.00
Oakland Hall		
Double Suite (with spa/pod bath)	\$ 4,938.00	\$ 4,748.00
Residence Hall (Evansdale Residential Complex, Boreman, and Dadisman)		
Single Room	\$ 4,450.00	\$ 4,279.00
Double Room	\$ 3,540.00	\$ 3,404.00
Triple Room	\$ 3,364.00	\$ 3,235.00
Single Suite	\$ 4,450.00	\$ 4,279.00
Double Suite	\$ 3,776.00	\$ 3,631.00
Triple Suite	\$ 3,737.00	\$ 3,593.00
Quad Room	\$ 3,167.00	\$ 3,045.00
Quad Suite	\$ 3,709.00	\$ 3,566.00
Single Occupancy in Double Room	\$ 5,087.00	\$ 4,891.00
Seneca Hall		
Double Suite	\$ 6,008.00	\$ 5,777.00
Triple Suite	\$ 5,701.00	\$ 5,482.00
Quad Suite	\$ 5,498.00	\$ 5,287.00
Stalnaker Hall		
Single Room - shared or private bathroom	\$ 4,676.00	\$ 4,496.00
Double Suite	\$ 3,974.00	\$ 3,821.00
Summit		
Single Suite	\$ 4,576.00	\$ 4,400.00
Double Suite	\$ 3,883.00	\$ 3,734.00
University Park (Freshmen Resident Exp)		
Double	\$ 6,088.00	\$ 5,854.00
Quad	\$ 5,596.00	\$ 5,381.00
Residence Hall (Brooke Tower; pod-style bathrooms)		
Single Room	\$ 4,493.00	\$ 4,279.00
Double Room	\$ 3,574.00	\$ 3,404.00
Triple Room	\$ 3,397.00	\$ 3,235.00

WEST VIRGINIA UNIVERSITY 2025-2026
BOARD OF GOVERNORS FEE SCHEDULE - HOUSING

Row Labels	Sum of 2025-2026 Amount	Sum of 2024-2025 Amount
WVU Potomac State College		
Residence Hall-Daily rate - Summer		
University Place		
Single Suite	\$ 40.00	\$ 40.00
Double Suite	\$ 30.00	\$ 30.00
Private Double	\$ 35.00	\$ 35.00
Memorial and Friend Hall		
Double Room	\$ 20.00	\$ 20.00
Residence Hall-per semester		
Catamount Place		
Single Room	\$ 3,192.00	\$ 3,099.00
Double Room	\$ 2,327.00	\$ 2,259.00
Double Suite	\$ 2,546.00	\$ 2,472.00
Quad Suite	\$ 2,854.00	\$ 2,771.00
Single Room with half bath	\$ 3,408.00	\$ 3,309.00
University Place		
Single Suite	\$ 4,119.00	\$ 3,999.00
Double Suite	\$ 2,934.00	\$ 2,849.00
Private Double Room	\$ 3,547.00	\$ 3,444.00
Memorial and Friend Hall		
Single Room	\$ 3,295.00	\$ 3,199.00
Double Room	\$ 2,399.00	\$ 2,329.00
Triple Room	\$ 2,000.00	\$ 1,942.00
Double Suite	\$ 3,192.00	\$ 3,099.00
WVUIT		
Residence Hall-Daily rate - Summer		
All Residence Halls		
All Residence Halls	\$ 27.00	\$ 27.00
Residence Hall-per semester		
Hogan		
Double Suite	\$ 3,665.00	\$ 3,558.00
Double Suite as a single	\$ 4,380.00	\$ 4,253.00
University Hall		
Double Suite	\$ 3,665.00	\$ 3,558.00

WEST VIRGINIA UNIVERSITY 2025-2026
BOARD OF GOVERNORS FEE SCHEDULE - BOARD PLANS

Values						
Campus	Meal Plan Type	Meal Plan Description	2025-2026 Number of Meals	2025-2026 Amount of Dining D	2025-2026 Cost of Meal Plan	Sum of 2025-2026Total Cost of Plan
WVU	Go Anytime	Access to unlimited meal-swipes of your choice per semester. Includes \$825 Dining Dollars per semester.	Unlimited	\$ 825.00	\$ 2,288.00	\$ 3,113.00
	Go 13	Access to 13 meal-swipes of your choice per week during the semester. Includes \$525 Dining Dollars per semester.	13 meals/week	\$ 525.00	\$ 2,390.00	\$ 2,917.00
	Go 10	Access to 10 meal-swipes of your choice per week during the semester. Includes \$250 Dining Dollars per semester.	10 meals/week	\$ 250.00	\$ 2,456.00	\$ 2,706.00
	Prime 190	Block Plan with 190 meal-swipes per semester. Includes \$175 Dining Dollars per semester	190 Block	\$ 175.00	\$ 2,644.00	\$ 2,819.00
	Prime 75	Block Plan with 75 meal-swipes per semester. Includes \$175 Dining Dollars per semester	75 Block	\$ 175.00	\$ 1,037.00	\$ 1,212.00
	Prime 48	Block Plan with 48 meal-swipes per semester. Includes \$50 Dining Dollars per semester	48 Block	\$ 50.00	\$ 584.00	\$ 634.00
	Prime 20	Block Plan with 20 meal-swipes per semester.	20 Block	\$ -	\$ 259.00	\$ 259.00
	Dining Dollars \$900	\$900 Dining Dollars per semester	N/A	\$ 900.00	\$ 895.00	\$ 895.00
	Dining Dollars \$570	\$570 Dining Dollars per semester	N/A	\$ 570.00	\$ 567.00	\$ 567.00
	Dining Dollars \$265	\$265 Dining Dollars per semester	N/A	\$ 265.00	\$ 258.00	\$ 258.00
WVU Potomac State College	PSC 21	Access to 21 meal-swipes of your choice per week, with a maximum of three swipes per day. Includes \$75 Dining Dollars per semester.	21 meals/week	\$ 75.00	\$ 3,075.00	\$ 3,124.00
	PSC 15	Access to 15 meal-swipes of your choice per week, with a maximum of three swipes per day. Includes \$75 Dining Dollars per semester.	15 meals/week	\$ 75.00	\$ 2,679.00	\$ 2,754.00
	PSC 10	Access to 10 meal-swipes of your choice per week, with a maximum of three swipes per day. Includes \$75 Dining Dollars per semester.	10 meals/week	\$ 75.00	\$ 2,269.00	\$ 2,344.00
	PSC 80 + Dining Dollars	A block plan of 80 meal-swipes per semester, with no daily limit of swipes. Includes \$100 Dining Dollars per semester.	80 meals/semester	\$ 100.00	\$ 771.00	\$ 871.00
	PSC 50 + Dining Dollars	A block plan of 50 meal-swipes per semester, with no daily limit of swipes. Includes \$100 Dining Dollars per semester.	50 meals/semester	\$ 100.00	\$ 556.00	\$ 656.00
	PSC 25 + Dining Dollars	A block plan of 25 meal-swipes per semester, with no daily limit of swipes. Includes \$100 Dining Dollars per semester.	25 meals/semester	\$ 100.00	\$ 363.00	\$ 463.00
	PSC 80	A block plan of 80 meal-swipes per semester, with no daily limit of swipes.	80 meals/semester	\$ -	\$ 771.00	\$ 771.00
	PSC 50	A block plan of 50 meal-swipes per semester, with no daily limit of swipes.	50 meals/semester	\$ -	\$ 556.00	\$ 556.00
	PSC 25	A block plan of 25 meal-swipes per semester, with no daily limit of swipes.	25 meals/semester	\$ -	\$ 363.00	\$ 363.00
WVUIT	WVU IT 21	Access to 21 meal-swipes of your choice per week, with a maximum of three swipes per day. Includes \$75 Dining Dollars per semester.	21 meals/week	\$ 75.00	\$ 2,856.00	\$ 2,905.00
	WVU IT 15	Access to 15 meal-swipes of your choice per week, with a maximum of three swipes per day. Includes \$75 Dining Dollars per semester.	15 meals/week	\$ 75.00	\$ 2,505.00	\$ 2,580.00
	WVU IT 10	Access to 10 meal-swipes of your choice per week, with a maximum of three swipes per day. Includes \$75 Dining Dollars per semester.	10 meals/week	\$ 75.00	\$ 2,195.00	\$ 2,270.00
	WVU IT 80	A block plan of 80 meal-swipes per semester, with no daily limit of swipes.	80 meals/semester	\$ -	\$ 874.00	\$ 874.00
	WVU IT 50	A block plan of 50 meal-swipes per semester, with no daily limit of swipes.	50 meals/semester	\$ -	\$ 565.00	\$ 565.00
	WVU IT 25	A block plan of 25 meal-swipes per semester, with no daily limit of swipes.	25 meals/semester	\$ -	\$ 294.00	\$ 294.00

University Apartments:

The Board is being asked to establish the maximum amount of rent the University is authorized to charge for each of its apartment types on a per bed per month basis. Rent is charged per bed and will not exceed monthly cap rates for a 12-month term but may charge higher for shorter terms. Proposed cap rates are increasing an average of 2.74%, which is lower than the 4.21% average increase of last year. The published rental rates will be determined in the coming months and will vary depending upon location, demand, leasing incentives, and other factors including comparisons to off campus rental rates. Also, presented for approval by the Board are parking rates and administrative fees associated with University Apartments.

UNIVERSITY APARTMENTS				
Rent and Fee Schedule for College Park (CP), University Park (PK), University Place (PL), and Vandalia (V)				
Rent - Cap Rates*				
Floorplan Descriptions	Properties Offering Floorplan	Proposed Monthly Cap Rate	Proposed	Current Approved Cap Rate
One Bedroom Units	CP, PK, V	\$1,650	0.92%	\$1,635
Two Bedroom Units and All Townhomes	CP, PK, PL, V	\$1,035	3.50%	\$1,000
Three Bedroom Units	CP, PL	\$985	3.68%	\$950
Four Bedroom Units	CP, PK, PL	\$905	2.84%	\$880
	Average Percentage Increase		2.74%	
Parking - Monthly Rates				
Property	Parking Lot (WVU Parking #)	Proposed Rate	Proposed Increase	Current Rate
College Park	Upper Surface Lot (#30U)	\$65	\$5	\$60
College Park	Lower/Main Surface Lot (#30H)	\$90	\$5	\$85
University Park	Gated Surface Lots (#67, #68)	\$100	\$5	\$95
University Place	Parking Garage (#18)	\$150	\$0	\$150
Vandalia	Parking Garage (#35)	\$150	\$0	\$150
Vandalia	Surface Lot (#3)	\$90	\$5	\$85
Administrative Fees**				
Fee Name	Description	Proposed Fee	Proposed Increase	Current Fee
Processing Fee	Fee applied when processing a lease.	\$100	\$25	\$75
Relet Fee	Fee associated with reletting unit.	\$300	\$0	\$300
Transfer Fee	Fee for resident to transfer to another unit.	\$300	\$0	\$300
Lease Termination Fee	Fee for resident to terminate lease early.	3x Rent	-	3x Rent
<div><div>* The Cap Rate reflects the highest monthly rate the University is permitted to charge for a 12-month lease term; however, shorter terms may result in a higher monthly charge. Furthermore, the University is authorized to offer strategic pricing and discounts aimed at maximizing occupancy rates.</div><div>** The University may also charge cleaning and damage fees. Such fees must be published in advance and reasonably determined to recoup the actual time and resources required to clean or repair the damage.</div></div>				
* Rent is charged per bed and the total amount of rent charged regardless of the length of the term may not exceed twelve times (12x) the applicable cap rate.				

WEST VIRGINIA UNIVERSITY 2025-2026
BOARD OF GOVERNORS FEE SCHEDULE - ONLINE TUITION AND FEES - PER SEMESTER

NOTES:

1. Any new programs added after BOG approves this fee schedule, will follow the WVU Online Tuition Model by assessing resident rates and will be uncapped.
2. WVU Online majors are not charged Univ Fees (with the exception of WVUIT and Hybrid dual degrees); therefore, they are not entitled to the on-campus services (e.g. Athletic tickets, PRT, Rec Center, etc.)
3. The full-time rate shown on the WVU Online Tuition and Fee schedule is based on 12 hours for an UG or 9 hours for GR. Note, however, that most online majors are uncapped and the students will be charged for each enrolled credit hour.

	Sum of 2025-2026 University/Base Tuition Amount	Sum of 2025-2026 College/Variable Tuition Amount	Sum of 2025-2026 Online Learning Fee Amount	Sum of 2024-2025 University/Base Tuition Amount	Sum of 2024-2025 College/Variable Tuition Amount	Sum of 2024-2025 Online Learning Fee Amount
Row Labels						
Online WVU						
Online In-State Resident Rate						
Undergraduate						
Resident/Non-Resident						
Applied Human Sciences						
BA Sport Leadership	\$ 4,656.00	\$ 480.00	\$ 900.00	\$4,344	\$396	\$900
Child Development and Family Studies BS and Certificates	\$ 4,656.00	\$ 480.00	\$ 900.00	\$4,344	\$396	\$900
Early Childhood Special Education BS	\$ 4,656.00	\$ 480.00	\$ 900.00	\$4,344	\$396	\$900
Arts & Sciences						
Multidisciplinary Studies (MDS)	\$ 4,656.00	\$ 504.00	\$ 900.00	\$4,344	\$480	\$900
Regents Bachelor of Arts	\$ 4,656.00	\$ 504.00	\$ 900.00	\$4,344	\$480	\$900
Social Work	\$ 4,656.00	\$ 504.00	\$ 900.00			NEW
Business & Economics						
General Business	\$ 4,656.00	\$ 696.00	\$ 900.00	\$4,344	\$696	\$900
Hospitality and Tourism BS	\$ 4,656.00	\$ 696.00	\$ 900.00	\$4,344	\$696	\$900
Marketing BS	\$ 4,656.00	\$ 696.00	\$ 900.00	\$4,344	\$696	\$900
Creative Arts & Media						
Integrated Marketing Communications BS	\$ 4,656.00	\$ 552.00	\$ 900.00	\$4,344	\$372	\$900
Multidisciplinary Studies (MDS)	\$ 4,656.00	\$ 552.00	\$ 900.00	\$4,344	\$372	\$900
Medicine						
Health Informatics/Info Mgt	\$ 4,656.00	\$ 984.00	\$ 900.00			NEW

WEST VIRGINIA UNIVERSITY 2025-2026
BOARD OF GOVERNORS FEE SCHEDULE - ONLINE TUITION AND FEES - PER SEMESTER

NOTES:

1. Any new programs added after BOG approves this fee schedule, will follow the WVU Online Tuition Model by assessing resident rates and will be uncapped.
2. WVU Online majors are not charged Univ Fees (with the exception of WVUIT and Hybrid dual degrees); therefore, they are not entitled to the on-campus services (e.g. Athletic tickets, PRT, Rec Center, etc.)
3. The full-time rate shown on the WVU Online Tuition and Fee schedule is based on 12 hours for an UG or 9 hours for GR. Note, however, that most online majors are uncapped and the students will be charged for each enrolled credit hour.

Row Labels	Sum of 2025-2026 University/Base Tuition Amount	Sum of 2025-2026 College/Variable Tuition Amount	Sum of 2025-2026 Online Learning Fee Amount	Sum of 2024-2025 University/Base Tuition Amount	Sum of 2024-2025 College/Variable Tuition Amount	Sum of 2024-2025 Online Learning Fee Amount
Graduate						
Resident/Non-Resident						
Agriculture, Natural Resources and Design						
Geographic Information Systems and Spatial Analysis Graduate Certificate	\$ 5,364.00	\$ 594.00	\$ 900.00	\$5,013	\$558	\$900
Resource Economics and Management	\$ 5,364.00	\$ 594.00	\$ 900.00	\$5,013	\$558	\$900
Sustainable Trails Development	\$ 5,364.00	\$ 594.00	\$ 900.00	\$5,013	\$558	\$900
Applied Human Sciences						
Advanced Elementary Education MA	\$ 5,364.00	\$ 432.00	\$ 900.00	\$5,013	\$405	\$900
Digital Technologies and Connected Learning MA	\$ 5,364.00	\$ 432.00	\$ 900.00	\$5,013	\$405	\$900
Educational Psychology	\$ 5,364.00	\$ 432.00	\$ 900.00	\$5,013	\$405	\$900
Elementary Math Specialist MA	\$ 5,364.00	\$ 432.00	\$ 900.00	\$5,013	\$405	\$900
Higher Education Administration MA	\$ 5,364.00	\$ 432.00	\$ 900.00	\$5,013	\$405	\$900
Instructional Design and Technology EdD	\$ 5,364.00	\$ 432.00	\$ 900.00	\$5,013	\$405	\$900
Instructional Design and Technology MA	\$ 5,364.00	\$ 432.00	\$ 900.00	\$5,013	\$405	\$900
Literacy Education MA	\$ 5,364.00	\$ 432.00	\$ 900.00	\$5,013	\$405	\$900
Online Teaching Certificate	\$ 5,364.00	\$ 432.00	\$ 900.00	\$5,013	\$405	\$900
Physical Education Teacher Education MS	\$ 5,364.00	\$ 432.00	\$ 900.00	\$5,013	\$405	\$900
Program Evaluation and Research	\$ 5,364.00	\$ 432.00	\$ 900.00	\$5,013	\$405	\$900
Program Evaluation Certificate	\$ 5,364.00	\$ 432.00	\$ 900.00	\$5,013	\$405	\$900
Special Education MA, Grad Cert & EdD	\$ 5,364.00	\$ 432.00	\$ 900.00	\$5,013	\$405	\$900
Sport Coaching MS	\$ 5,364.00	\$ 432.00	\$ 900.00	\$5,013	\$405	\$900
Sport Management MS	\$ 5,364.00	\$ 432.00	\$ 900.00	\$5,013	\$405	\$900
Clinical Mental Health Counseling;Rehabilitation Counseling; Counseling	\$ 5,364.00	\$ 432.00	\$ 900.00	\$5,013	\$405	\$900
Leadership Studies in Education	\$ 5,364.00	\$ 432.00	\$ 900.00			NEW
Education Leadership Studies (Certificate)	\$ 5,364.00	\$ 432.00	\$ 900.00			NEW

WEST VIRGINIA UNIVERSITY 2025-2026
BOARD OF GOVERNORS FEE SCHEDULE - ONLINE TUITION AND FEES - PER SEMESTER

NOTES:

1. Any new programs added after BOG approves this fee schedule, will follow the WVU Online Tuition Model by assessing resident rates and will be uncapped.
2. WVU Online majors are not charged Univ Fees (with the exception of WVUIT and Hybrid dual degrees); therefore, they are not entitled to the on-campus services (e.g. Athletic tickets, PRT, Rec Center, etc.)
3. The full-time rate shown on the WVU Online Tuition and Fee schedule is based on 12 hours for an UG or 9 hours for GR. Note, however, that most online majors are uncapped and the students will be charged for each enrolled credit hour.

Row Labels	Sum of 2025-2026 University/Base Tuition Amount	Sum of 2025-2026 College/Variable Tuition Amount	Sum of 2025-2026 Online Learning Fee Amount	Sum of 2024-2025 University/Base Tuition Amount	Sum of 2024-2025 College/Variable Tuition Amount	Sum of 2024-2025 Online Learning Fee Amount
Arts & Sciences						
Communication Studies MA	\$ 5,364.00	\$ 459.00	\$ 900.00	\$5,013	\$432	\$900
Geographic Information Systems and Spatial Analysis MS	\$ 5,364.00	\$ 459.00	\$ 900.00	\$5,013	\$432	\$900
Leadership Studies Graduate Certificate	\$ 5,364.00	\$ 459.00	\$ 900.00	\$5,013	\$432	\$900
Legal Studies MLS	\$ 5,364.00	\$ 459.00	\$ 900.00	\$5,013	\$432	\$900
Social Work MSW	\$ 5,364.00	\$ 459.00	\$ 900.00	\$5,013	\$432	\$900
Business & Economics						
Business Cyber Security Management MS and Certificates	\$ 5,364.00	\$ 3,123.00	\$ 900.00	\$5,013	\$3,123	\$900
Business Data Analytics (BUDA) and Certificates	\$ 5,364.00	\$ 3,123.00	\$ 900.00	\$5,013	\$3,123	\$900
Economics MS	\$ 5,364.00	\$ 3,123.00	\$ 900.00	\$5,013	\$3,123	\$900
Forensic Accounting and Fraud Examination MS and Certificates	\$ 5,364.00	\$ 3,123.00	\$ 900.00	\$5,013	\$3,123	\$900
Healthcare MBA	\$ 5,364.00	\$ 3,123.00	\$ 900.00	\$5,013	\$3,123	\$900
Human Resource Leadership MS	\$ 5,364.00	\$ 3,123.00	\$ 900.00	\$5,013	\$3,123	\$900
Online Hybrid MBA	\$ 5,364.00	\$ 3,123.00	\$ 900.00	\$5,013	\$3,123	\$900
AI Marketing	\$ 5,364.00	\$ 3,123.00	\$ 900.00			NEW
Creative Arts & Media						
MA Game Design	\$ 5,364.00	\$ 531.00	\$ 900.00	\$5,013	\$504	\$900
Music Industry MA & Cert	\$ 5,364.00	\$ 531.00	\$ 900.00	\$5,013	\$504	\$900
Therapeutic Art Certificate	\$ 5,364.00	\$ 531.00	\$ 900.00	\$5,013	\$504	\$900
Visual Arts Therapy Certificate	\$ 5,364.00	\$ 531.00	\$ 900.00	\$5,013	\$504	\$900
Engineering and Mineral Resources						
Engineering Management	\$ 5,364.00	\$ 801.00	\$ 900.00	\$5,013	\$801	\$900
Occupational Safety and Health	\$ 5,364.00	\$ 801.00	\$ 900.00	\$5,013	\$801	\$900
Safety Management MS	\$ 5,364.00	\$ 801.00	\$ 900.00	\$5,013	\$801	\$900
Software Engineering MSSE and certificate	\$ 5,364.00	\$ 801.00	\$ 900.00	\$5,013	\$801	\$900
Midstream Petroleum Engineering Certificate	\$ 5,364.00	\$ 801.00	\$ 900.00			NEW

WEST VIRGINIA UNIVERSITY 2025-2026
BOARD OF GOVERNORS FEE SCHEDULE - ONLINE TUITION AND FEES - PER SEMESTER

NOTES:

1. Any new programs added after BOG approves this fee schedule, will follow the WVU Online Tuition Model by assessing resident rates and will be uncapped.
2. WVU Online majors are not charged Univ Fees (with the exception of WVUIT and Hybrid dual degrees); therefore, they are not entitled to the on-campus services (e.g. Athletic tickets, PRT, Rec Center, etc.)
3. The full-time rate shown on the WVU Online Tuition and Fee schedule is based on 12 hours for an UG or 9 hours for GR. Note, however, that most online majors are uncapped and the students will be charged for each enrolled credit hour.

Row Labels	Sum of 2025-2026 University/Base Tuition Amount	Sum of 2025-2026 College/Variable Tuition Amount	Sum of 2025-2026 Online Learning Fee Amount	Sum of 2024-2025 University/Base Tuition Amount	Sum of 2024-2025 College/Variable Tuition Amount	Sum of 2024-2025 Online Learning Fee Amount
Online Market Pricing						
Graduate						
Resident/Non-Resident						
Business & Economics						
Business Administration Doc In Accounting (DBA)	\$ 5,364.00	\$ 7,317.00	\$ 900.00	\$5,013	\$5,301	\$900
Creative Arts & Media						
Data Marketing Communications MS	\$ 5,364.00	\$ 1,080.00	\$ 900.00	\$5,013	\$1,080	\$900
Digital Marketing Communications MS	\$ 5,364.00	\$ 1,080.00	\$ 900.00	\$5,013	\$1,080	\$900
IMC/DMC Certificates	\$ 5,364.00	\$ 1,080.00	\$ 900.00	\$5,013	\$1,080	\$900
Integrated Marketing Communications MS	\$ 5,364.00	\$ 1,080.00	\$ 900.00	\$5,013	\$1,080	\$900
Media Solutions and Innovation MSJ	\$ 5,364.00	\$ 1,080.00	\$ 900.00	\$5,013	\$1,080	\$900
Online Winter/May Term						
Undergraduate						
Resident/Non-Resident						
Online Winter/May Term						
Online Winter/May Term UG	\$ 5,736.00			\$5,412		
Graduate						
Resident/Non-Resident						
Online Winter/May Term						
Online Winter/May Term GR/PR	\$ 6,066.00			\$5,706		

WEST VIRGINIA UNIVERSITY 2025-2026
BOARD OF GOVERNORS FEE SCHEDULE - ONLINE TUITION AND FEES - PER SEMESTER

NOTES:

1. Any new programs added after BOG approves this fee schedule, will follow the WVU Online Tuition Model by assessing resident rates and will be uncapped.
2. WVU Online majors are not charged Univ Fees (with the exception of WVUIT and Hybrid dual degrees); therefore, they are not entitled to the on-campus services (e.g. Athletic tickets, PRT, Rec Center, etc.)
3. The full-time rate shown on the WVU Online Tuition and Fee schedule is based on 12 hours for an UG or 9 hours for GR. Note, however, that most online majors are uncapped and the students will be charged for each enrolled credit hour.

Row Labels	Sum of 2025-2026 University/Base Tuition Amount	Sum of 2025-2026 College/Variable Tuition Amount	Sum of 2025-2026 Online Learning Fee Amount	Sum of 2024-2025 University/Base Tuition Amount	Sum of 2024-2025 College/Variable Tuition Amount	Sum of 2024-2025 Online Learning Fee Amount
Online WVU Health Sciences						
Online Residency Rate						
Graduate						
Resident						
Nursing						
Nursing (MSN)	\$ 5,364.00	\$ 1,323.00	\$ 900.00	\$5,013	\$1,260	\$900
Non-Resident						
Nursing						
Nursing (MSN)	\$ 15,012.00	\$ 1,323.00	\$ 900.00	\$14,076	\$1,260	\$900
Online In-State Resident Rate						
Undergraduate						
Resident/Non-Resident						
Nursing						
RN to BSN	\$ 4,656.00	\$ 1,644.00	\$ 900.00	\$4,344	\$1,560	\$900
Graduate						
Resident/Non-Resident						
Medicine						
Speech Language Pathology	\$ 5,364.00	\$ 1,296.00	\$ 900.00	\$5,013	\$1,242	\$900
Nursing						
Nursing (Dual Degree)	\$ 5,364.00	\$ 1,323.00	\$ 900.00	\$5,013	\$1,260	\$900
Nursing Post Grad Certificates	\$ 5,364.00	\$ 1,323.00	\$ 900.00	\$5,013	\$1,260	\$900
Public Health						
Health Administration	\$ 5,364.00	\$ 2,178.00	\$ 900.00	\$5,013	\$2,133	\$900
Population Health	\$ 5,364.00	\$ 2,178.00	\$ 900.00	\$5,013	\$2,133	\$900
Master's Public Health	\$ 5,364.00	\$ 2,178.00	\$ 900.00	\$5,013	\$2,133	\$900
Professional						
Resident/Non-Resident						
Nursing						
Nursing DNP	\$ 5,364.00	\$ 1,323.00	\$ 900.00	\$5,013	\$1,260	\$900

WEST VIRGINIA UNIVERSITY 2025-2026
BOARD OF GOVERNORS FEE SCHEDULE - ONLINE TUITION AND FEES - PER SEMESTER

NOTES:

1. Any new programs added after BOG approves this fee schedule, will follow the WVU Online Tuition Model by assessing resident rates and will be uncapped.
2. WVU Online majors are not charged Univ Fees (with the exception of WVUIT and Hybrid dual degrees); therefore, they are not entitled to the on-campus services (e.g. Athletic tickets, PRT, Rec Center, etc.)
3. The full-time rate shown on the WVU Online Tuition and Fee schedule is based on 12 hours for an UG or 9 hours for GR. Note, however, that most online majors are uncapped and the students will be charged for each enrolled credit hour.

	Sum of 2025-2026 University/Base Tuition Amount	Sum of 2025-2026 College/Variable Tuition Amount	Sum of 2025-2026 Online Learning Fee Amount	Sum of 2024-2025 University/Base Tuition Amount	Sum of 2024-2025 College/Variable Tuition Amount	Sum of 2024-2025 Online Learning Fee Amount
Row Labels						
Online PSC						
Online In-State Resident Rate						
Associate Degree and Certificate Programs						
Resident/Non-Resident						
Business & Economics						
Business Administration(AA)	\$2,496.00	\$120.00	\$600.00	\$2,328	\$120	\$600
PSC-Emphasis Business Mgmt	\$2,496.00	\$120.00	\$600.00	\$2,328	\$120	\$600
Undeclared						
General Studies (AA Arts and Sciences)	\$2,496.00	\$120.00	\$600.00	\$2,328	\$120	\$600

WEST VIRGINIA UNIVERSITY BOARD OF GOVERNORS
Meeting of June 13, 2025

ITEM: FY2026 Financial Plan and Budget

INSTITUTION: West Virginia University

COMMITTEE: Full Board

RECOMMENDATION: Approval of the FY2026 Financial Plan and Budget

STAFF MEMBERS: Paula Congelio
Vice President for Finance/Chief Financial Officer

Barbara Weiss
Senior Associate Vice President for Finance

FY2026 Financial Plan Overview

WVU is committed to strengthening the financial performance of the University and developing a strong fiscal budgeting process that will improve our margins, preserve cash, and strengthen reserves to allow for future strategic investments.

The Fiscal Year 2026 budget is shaped by our incentive-based budget model, which supports University priorities by creating resource pools for unit-level subsidies, growth strategies, and other key initiatives while demonstrating WVU success in increasing revenue streams and reallocating resources to sustain core priorities.

The Fiscal Year 2026 financial plan has an increase in net position of \$18.06 million. After adjusting for donated software amortization, the increase in net position is \$24.9 million. The budget includes \$1.290 billion of revenues and \$1.272 billion of operating and non- operating expenses.

Total revenues reflect the following major assumptions:

- First-time freshmen (“FTE”) enrollment of 4,400 on the Morgantown Campus and 5,052 for all campuses combined;
- Total enrollment of 22,613 on the Morgantown Campus and 24,527 for all campuses combined;

- Management is proposing a \$324 per semester increase in tuition and fees for resident students; and a \$912 per semester increase in tuition and fees for non-resident students. This includes a \$12 increase in University fees;
- Proposed Housing rate increases ranging from \$122 to \$234 per semester for Main Campus and \$68 to \$127 per semester for regional campuses;
- Proposed Dining Rate increases ranging from \$8 to \$77 per semester for Main Campus, \$11 to \$114 per semester for WVU PSC and \$9 to \$82 per semester for WVUIT;
- A \$1.8 million increase in State Appropriations as a general base allocation increase and \$1.5 million increase for the Washington Center formation;
- A \$5 million decrease in state support after one-time support for funding formula performance;
- Deferred Maintenance State Grants of \$18.4 million;
- An increase in other revenues including grants and contracts, auxiliary and other revenue of \$12.9 million;
- An increase in salaries of \$6.5 million which includes a \$5 million raise pool and increases in salaries on grants and salaries supported by the health system;
- A net increase in benefit costs of \$5.7 million due to increased employer costs for PEIA health insurance;
- An increase in supplies of \$13.6 million due to costs associated with athletic revenue share model offset by costs now qualifying as capital related to ERP module of Modernization.

After excluding annual amortization of donated software expense of \$6.8 million, the University adjusted operating margin is expected to be \$24.9 million.

Attached for approval by the Board is the University's proposed FY2026 Financial Plan.

An aerial photograph of the West Virginia University campus during sunset. The sun is a bright, glowing orb in the upper right corner, casting a warm orange and yellow light across the sky and the landscape. The campus features several large, multi-story brick buildings with white accents, surrounded by green lawns and trees with autumn foliage. A multi-lane highway with a curved interchange is visible in the lower left. In the background, rolling hills are visible under the hazy sky.

Fiscal Year 2026

FINANCIAL PLAN



West Virginia University®

Table of Contents

» Chapter 1: The Fiscal Year 2026 Financial Plan	3
» Chapter 2: The WVU System	12
» Chapter 3: Summary of Enrollment, Tuition and Fees, Financial Aid and Waivers	15
» Chapter 4: State, Federal and Local Appropriation Support	22
» Chapter 5: Grants and Contracts	25
» Chapter 6: Auxiliaries and Other Revenues	27
» Chapter 7: Salaries and Benefits	29
» Appendix A: Tuition and Fees	33
» Appendix B: Capital Investment	35
» Appendix C: Budget Model	38

Chapter 1

The Fiscal Year 2026 Financial Plan

Overview

West Virginia University remains one of the nation's preeminent land-grant, R1 public institutions – where education, research and service come together to shape the future of our state, nation and world. Our students benefit from a world-class academic experience led by dedicated faculty while researchers and staff contribute meaningfully to groundbreaking discovery, student success and institutional excellence.

Our commitment extends beyond the campus. With an alumni base of more than 210,000, WVU graduates serve as leaders in communities and organizations across West Virginia and around the globe – driving progress in healthcare, education, innovation and civic engagement.

While we are proud of our accomplishments and the opportunities ahead, the broader landscape of higher education presents mounting challenges. The continuing decline in high school graduates, and more notably in those seeking a college education, intensifies competition among institutions. Post-pandemic complications persist including international student recruitment difficulties, growing scholarship demand, escalating benefits costs and overall inflation.

This year, additional pressure has come from the shifting landscape of federal research support. Reduced federal funding opportunities, possible declines in reimbursement for facilities and administrative (F&A) costs and operational disruptions at agencies have already resulted in payment delays. WVU has begun assessing these risks although pending legal clarifications mean these changes are not yet fully incorporated into this Plan.

Meanwhile, the landscape of collegiate athletics is rapidly transforming. WVU is committed to maintaining competitiveness among its Power 4 peers especially as new revenue-sharing models are implemented nationally. Strategic support for WVU Athletics is included in this year's budget and reflects a recognition of the role athletics plays in visibility, engagement and institutional strength.

WVU has been proactive in addressing these multifaceted challenges. We continue to refine both academic and non-academic operations through ongoing reviews, seeking efficiency while maintaining relevance and impact. Our efforts to improve student outcomes – particularly retention, persistence and graduation rates – remain central to our strategic priorities.

The FY2026 Financial Plan is shaped by our incentive-based budget model, which supports University priorities by identifying resource pools for unit-level subsidies, growth strategies and other key initiatives. For Fiscal Year 2026, University leadership is proposing a budget that reflects a positive net position of \$18.1 million on an accrual basis. On a cash basis, while there is a decline of \$15.5 million, the impact on Days Cash On Hand is minimal.

This financial plan demonstrates WVU's success in increasing revenue streams and reallocating resources to sustain core priorities. It accommodates increased health insurance costs, continued investment in IT infrastructure, enhanced support for athletics and a modest salary increase for faculty and staff. These targeted investments are essential as WVU positions itself for sustainable growth and continued excellence.

Fiscal Year 2026 will also mark the beginning of a new chapter in WVU leadership. President Michael T. Benson, officially arriving in July 2025, is already working closely with senior leadership to advance strategic initiatives. His guidance will be pivotal in executing a bold vision for WVU's success in the years ahead.

West Virginia University remains steadfast in its mission to lead with purpose, transform lives and drive progress throughout West Virginia and far beyond. We will continue to evaluate operations regularly to ensure we remain nimble, focused and responsive to the needs of our students and the communities we serve. Through shared purpose and strategic planning, we are confident that the University will not only weather current challenges, but emerge stronger and more resilient for years to come.

The following chapters, charts and appendices provide additional detail relating to the FY2026 Plan.



University Revenues

The following is a breakdown of the budgeted revenues of the University for FY2026, divided into major categories, along with comparable FY2024 actual revenues and FY2025 revenue projections:

	FY2024 ACTUALS	FY2025 PROJECTIONS	FY2026 BUDGET	FY2025 TO FY2026 DIFFERENCE
<i>Gross Tuition and Fees</i>	\$509,607,000	\$521,917,000	\$550,493,000	\$28,576,000
<i>Tuition and Fees Allowances¹</i>	(109,894,000)	(108,355,000)	(128,498,000)	(20,143,000)
Total Net Tuition and Fees	\$399,713,000	\$413,562,000	\$421,995,000	\$8,433,000
<i>State Appropriations</i>	\$205,967,000	\$200,927,000	\$197,239,000	(\$3,688,000)
<i>Federal Land Grant Appropriations</i>	10,049,000	10,138,000	10,421,000	283,000
<i>Local Land Grant Appropriations</i>	1,409,000	1,871,000	2,068,000	197,000
Total Appropriations	\$217,425,000	\$212,936,000	\$209,728,000	(\$3,208,000)
Deferred Maintenance Appropriation	\$9,012,000	\$19,602,000	\$18,401,000	(\$1,201,000)
Capital Grants and Contract Revenues	\$12,133,000	\$2,106,000	-	(\$2,106,000)
<i>Grants</i>	\$220,411,000	\$206,868,000	\$206,973,000	\$105,000
<i>Indirect Grants and Contract Revenues (F&A)</i>	43,403,000	41,600,000	41,600,000	-
<i>WVU Health System Net Reimbursement and Support</i>	73,908,000	76,771,000	84,303,000	7,532,000
<i>Pell Grants</i>	26,789,000	32,781,000	34,000,000	1,219,000
Total Non-Capital Grant and Contract Revenues	\$364,511,000	\$358,020,000	\$366,876,000	\$8,856,000
<i>Housing and Dining</i>	\$29,861,000	\$30,789,000	\$32,054,000	\$1,265,000
<i>Athletics</i>	71,324,000	76,755,000	77,469,000	714,000
<i>Other</i>	39,589,000	40,259,000	40,590,000	331,000
<i>Auxiliaries Institutional Support</i>	(11,028,000)	(10,195,000)	(8,426,000)	1,769,000
Auxiliaries	\$129,746,000	\$137,608,000	\$141,687,000	\$4,079,000
<i>Foundation Gift Revenue</i>	\$102,990,000	\$93,604,000	\$94,767,000	\$1,163,000
<i>Investment Income</i>	20,779,000	6,000,000	6,000,000	-
<i>Interest Income</i>	4,896,000	2,500,000	2,500,000	-
<i>Other Activity</i>	17,242,000	33,562,000	28,430,000	(5,132,000)
Other Revenues	\$145,907,000	\$135,666,000	\$131,697,000	(\$3,969,000)
Total Revenues	\$1,278,447,000	\$1,279,500,000	\$1,290,384,000	\$10,884,000

¹ Allowances are internally funded, discounted merit and need-based aid to students.

University Expenses

The following is a breakdown of the budgeted expenses of the University for FY2026, divided into major categories, along with comparable FY2024 actual expenses and FY2025 expense projections:

	FY2024 ACTUALS	FY2025 PROJECTIONS	FY2026 BUDGET	FY2025 TO FY2026 DIFFERENCE
Total Salaries and Wages	\$594,095,000	\$587,823,000	\$594,379,000	\$6,556,000
<i>Benefits</i>	\$131,345,000	\$135,231,000	\$142,957,000	\$7,726,000
<i>Waivers</i>	39,532,000	41,000,000	39,000,000	(2,000,000)
<i>OPEB, Pension and Other Adjustments</i>	(32,080,000)	–	–	–
Total Benefits	\$138,797,000	\$176,231,000	\$181,957,000	\$5,726,000
Total Supplies and Other Services	\$264,504,000	\$251,708,000	\$265,338,000	\$13,630,000
<i>Depreciation and Amortization (Excluding Software Donations)</i>	\$85,471,000	\$84,813,000	\$85,537,000	\$724,000
<i>Amortization of Software Donations</i>	34,908,000	22,574,000	6,898,000	(15,676,000)
Total Depreciation and Amortization	\$120,379,000	\$107,387,000	\$92,435,000	(\$14,952,000)
Utilities	\$37,844,000	\$39,566,000	\$39,264,000	(\$302,000)
Scholarships and Fellowships	\$63,030,000	\$73,106,000	\$58,991,000	(\$14,115,000)
Interest Payments	\$37,307,000	\$37,592,000	\$38,119,000	\$527,000
Other	\$3,748,000	\$22,177,000	\$1,835,000	(\$20,342,000)
Total Expenses	\$1,259,704,000	\$1,295,590,000	\$1,272,318,000	(\$23,272,000)

Summary of University Revenues and Expenses

The following is a breakdown of the projected and budgeted revenues and expenses of the University for FY2026, along with comparable FY2024 actual expenses and FY2025 expense projections, showing a margin improvement of \$34.1 million between FY2025 projections and the FY2026 budget:

	FY2024 ACTUALS	FY2025 PROJECTIONS	FY2026 BUDGET	FY2025 TO FY2026 DIFFERENCE
REVENUES				
Total Net Tuition and Fees	\$399,713,000	\$413,562,000	\$421,995,000	\$8,433,000
Total Appropriations	217,425,000	212,936,000	209,728,000	(3,208,000)
Deferred Maintenance	9,012,000	19,602,000	18,401,000	(1,201,000)
Capital Grants and Contract Revenues	12,133,000	2,106,000	–	(2,106,000)
Total Non-Capital Grant and Contract Revenues	364,511,000	358,020,000	366,876,000	8,856,000
Auxiliaries	129,746,000	137,608,000	141,687,000	4,079,000
Other Revenues	145,907,000	135,666,000	131,697,000	(3,969,000)
Total Revenues	\$1,278,447,000	\$1,279,500,000	\$1,290,384,000	\$10,884,000
EXPENSES				
Total Salaries and Wages	\$594,095,000	\$587,823,000	\$594,379,000	\$6,556,000
Total Benefits	138,797,000	176,231,000	181,957,000	5,726,000
Total Supplies and Other Services	264,504,000	251,708,000	265,338,000	13,630,000
Total Depreciation and Amortization	120,379,000	107,387,000	92,435,000	(14,952,000)
Utilities	37,844,000	39,566,000	39,264,000	(302,000)
Scholarships and Fellowships	63,030,000	73,106,000	58,991,000	(14,115,000)
Interest Payments	37,307,000	37,592,000	38,119,000	527,000
Other	3,748,000	22,177,000	1,835,000	(20,342,000)
Total Expenses	\$1,259,704,000	\$1,295,590,000	\$1,272,318,000	(\$23,272,000)
Increase (Decrease) in Net Position	\$18,743,000	(\$16,090,000)	\$18,066,000	\$34,156,000
Increase (Decrease) in Net Position Excluding Amortization of Donated Software	\$53,651,000	\$6,484,000	\$24,964,000	\$18,480,000

The following table shows the University's FY2026 budget inclusive of the 2026 Cancer Institute special appropriation budget. In FY2024, a \$50 million state appropriation for the Cancer Institute was received and recorded as revenue for the University. The activity on this appropriation will be shown on the audited financial statements in accordance with GASB. The funds are segregated on the Balance Sheet and have no effect on Operating Cash or Days Cash On Hand.

After projected FY2025 expenses and the budgeted FY2026 expenditures, the balance of this special appropriation will be approximately \$32.5 million.

	FY2026 BUDGET	FY2026 CANCER INSTITUTE BUDGET	FY2026 TOTAL BUDGET
REVENUES			
Total Net Tuition and Fees	\$421,995,000	–	\$421,995,000
Total Appropriations	209,728,000	–	209,728,000
Deferred Maintenance	18,401,000	–	18,401,000
Capital Grants and Contract Revenues	–	–	–
Total Non-Capital Grant and Contract Revenues	366,876,000	–	366,876,000
Auxiliaries	141,687,000	–	141,687,000
Other Revenues	131,697,000	–	131,697,000
Total Revenues	\$1,290,384,000	–	\$1,290,384,000
EXPENSES			
Total Salaries and Wages	\$594,379,000	\$5,904,000	\$600,283,000
Total Benefits	181,957,000	1,454,000	183,411,000
Total Supplies and Other Services	265,338,000	8,306,000	273,644,000
Total Depreciation and Amortization	92,435,000	–	92,435,000
Utilities	39,264,000	–	39,264,000
Scholarships and Fellowships	58,991,000	–	58,991,000
Interest Payments	38,119,000	–	38,119,000
Other	1,835,000	–	1,835,000
Total Expenses	\$1,272,318,000	\$15,664,000	\$1,287,982,000
Net Position	\$18,066,000	(\$15,664,000)	\$2,402,000
Net Position Excluding Amortization of Donated Software	\$24,964,000	(\$15,664,000)	\$9,300,000

Conversion of Accrual to Cash and Cash Position

The University projects the below cash flows from the budgeted revenues and expenses for FY2026 based on the projected accrued financial statements:

	FY2024 ACTUALS	FY2025 PROJECTIONS	FY2026 BUDGET	FY2025 TO FY2026 DIFFERENCE
Beginning Operational Cash	\$130,985,000	\$170,697,000	\$159,258,000	(\$11,439,000)
Increase (Decrease) in Net Position	\$18,743,000	(\$16,090,000)	\$18,066,000	\$34,156,000
Depreciation and Amortization	120,379,000	107,387,000	92,435,000	(14,952,000)
Investment Income	(20,779,000)	(6,000,000)	(6,000,000)	–
Appropriations From Primary Government/CI Activity	(80,000)	–	–	–
Bond Proceeds Used	22,715,000	29,541,000	26,076,000	(3,465,000)
Capital Purchases	(27,576,000)	(73,713,000)	(75,966,000)	(2,253,000)
Principal Payments on Debt, Capital Leases and Subscription IT Agreements	(42,671,000)	(46,752,000)	(45,230,000)	1,522,000
Other Change in Balance Sheet Accounts Affecting Cash	(31,019,000)	(5,812,000)	(24,916,000)	(19,104,000)
Total Adjustments	\$20,969,000	\$4,651,000	(\$33,601,000)	(\$38,252,000)
Operational Cash Gain/Loss	\$39,712,000	(\$11,439,000)	(\$15,535,000)	(\$4,096,000)
Ending Operational Cash	\$170,697,000	\$159,258,000	\$143,723,000	(\$15,535,000)

FY2025 is projected to end with operational cash flow \$35 million above the original FY budget due to one-time unbudgeted state funds received in FY2024 related to deferred maintenance, student aid, and PEIA costs as well as proceeds from the sale of certain university properties.

For FY2026, the net reduction in operating cash of \$15.5 million was primarily the result of the use of the one-time state funds received in FY2024, funding the athletic revenue sharing model as well as the coaching transitions, increased PEIA costs, and a central raise pool offset by increased net tuition and fees.

Days Cash on Hand

The FY2026 Plan should result in WVU having approximately 69 days of cash on hand at the close of the fiscal year, which is a two-day reduction over the days cash on hand that the University is projecting for the end of FY2025 of 71.²

The following is a summary of the actual days of cash on hand for FY2024, projected days of cash on hand for FY2025 and a budgeted days of cash on hand for FY2026.

	FY2024 ACTUALS	FY2025 PROJECTIONS	FY2026 BUDGET	FY2025 TO FY2026 DIFFERENCE
Beginning Cash	\$130,985,000	\$170,697,000	\$159,258,000	(\$11,439,000)
Ending Cash	\$170,697,000	\$159,258,000	\$143,723,000	(\$15,535,000)
Ending Investments	\$71,476,000	\$74,293,000	\$80,293,000	\$6,000,000
Deferred Maintenance Grant Carryover Funds	(\$9,979,000)	–	–	–
RNI Funds	–	(\$1,745,000)	–	\$1,745,000
Expenses	\$1,259,704,000	\$1,295,590,000	\$1,272,318,000	(\$23,272,000)
Depreciation and Amortization	(\$120,379,000)	(\$107,387,000)	(\$92,435,000)	\$14,952,000
OPEB, Pension and Donated Non-Capital Software Adjustment	\$30,512,000	(\$876,000)	–	\$876,000
Cancer Institute Expenses	–	–	–	–
Cash Per Day	\$3,196,276	\$3,252,951	\$3,232,556	(\$20,395)
Ending Days of Cash on Hand	73	71	69	-2

The FY2026 Plan is a product of the work of many and serves as a commitment to WVU's success, as well as its mission, vision and values. The FY2026 Plan is designed to fulfill the University's commitment to its students, faculty, staff, the state of West Virginia and the region.

² The FY2026 Plan includes the operating and capital plans for the University, the WVU Research Corp. and the WVU Alumni Association. The FY2026 Plan does not include the WVU Health System, WVU Hospitals, WVU Innovation Corporation operating expenses or the WVU Foundation. Each of these entities are separate corporate entities with separate governing boards that each derive their own revenues and expenses and review, approve and oversee their own operating budgets.

Chapter 2

The WVU System

MORGANTOWN



BECKLEY



KEYSER



The WVU System is a family of distinctive campuses united by a single mission. From the groundbreaking research of our flagship in Morgantown (ranked R1, the highest research category institution) to the student-centered focus of WVU Potomac State College in Keyser to the technology-intensive programs at WVU Institute of Technology in Beckley, we are leveraging our talents and resources to create a better future for West Virginia and the world.

The WVU Institute of Technology in Beckley offers more than 30 programs of study, including six ABET accredited engineering and computer science programs.

WVU Potomac State College in Keyser is one of the nation's most affordable four-year colleges, as ranked by the U.S. Department of Education. Offering more than 60 majors, this campus combines the personal attention of a small college with the benefits of a major university.

The WVU System also includes Health Sciences campuses in Charleston and Martinsburg, as well as seven farms and five forests throughout the state and WVU Jackson's Mill State 4-H Camp. The WVU System includes 518 buildings on 15,880 acres. The Morgantown campus has 245 buildings (11 on the National Register of Historic Places) on 1,892 acres.

The WVU Morgantown campus is in a town named “#1 Best Small City in the East” by Guide to Life in America's Small Cities for its exceptional quality of life. Morgantown, population 30,855, was also among Livability's top 10 best places to raise a family and is within easy traveling distance of Washington, D.C., to the east; Pittsburgh, Pa., to the north; and Cleveland and Columbus, Ohio, to the northwest. Other rankings: Southern Living included Morgantown as one of the South's best small towns; one of the “Top 15 College Football Towns in the Country” by Bleacher Report.



WVU EXTENSION
REACHES MORE THAN

68,000 YOUTH

AND

2,000 FIREFIGHTERS

EACH YEAR ACROSS WEST
VIRGINIA, THROUGH 4-H AND
FIRE SERVICE PROGRAMS



10+ RESIDENCE HALLS



4 APARTMENT COMPLEXES

2

REGIONAL CAMPUSES

3

HEALTH SCIENCES CAMPUSES

25,000+ STUDENTS
ACROSS ALL
CAMPUSES

210,000+ ALUMNI
IN 135
NATIONS

WVU HELPS STUDENTS FIND THEIR STRENGTHS

purpose.wvu.edu

WVU SCHOLARS

aspire.wvu.edu



STUDENTS
COME FROM

50

STATES



STUDENTS COME FROM

86

DIFFERENT COUNTRIES

53 WVU FACULTY

HAVE RECEIVED THE NATIONAL SCIENCE
FOUNDATION CAREER AWARD

THE CENTER FOR
WORLD UNIVERSITY
RANKINGS PLACES
WVU IN THE TOP

2.4%

OF WORLDWIDE UNIVERSITIES.

STUDENTS RECORDED

104,000+ SERVICE HOURS

IN 2023-24 FOR COMMUNITY ENGAGEMENT INITIATIVES

WVU IS ONE
OF ONLY **187**
INSTITUTIONS TO
RECEIVE THE

R1

RESEARCH STATUS DESIGNATION.

WVU's **RNI** is doing
GROUNDBREAKING WORK on
Alzheimer's disease and addiction
treatment using focused ultrasound

(reported by "60 Minutes," the New York Times, New
England Journal of Medicine, the Washington Post).

WVU'S ECONOMIC
ANNUAL IMPACT
ON THE STATE OF
WEST VIRGINIA
HAS BEEN

**\$2
BILLION**

Chapter 3

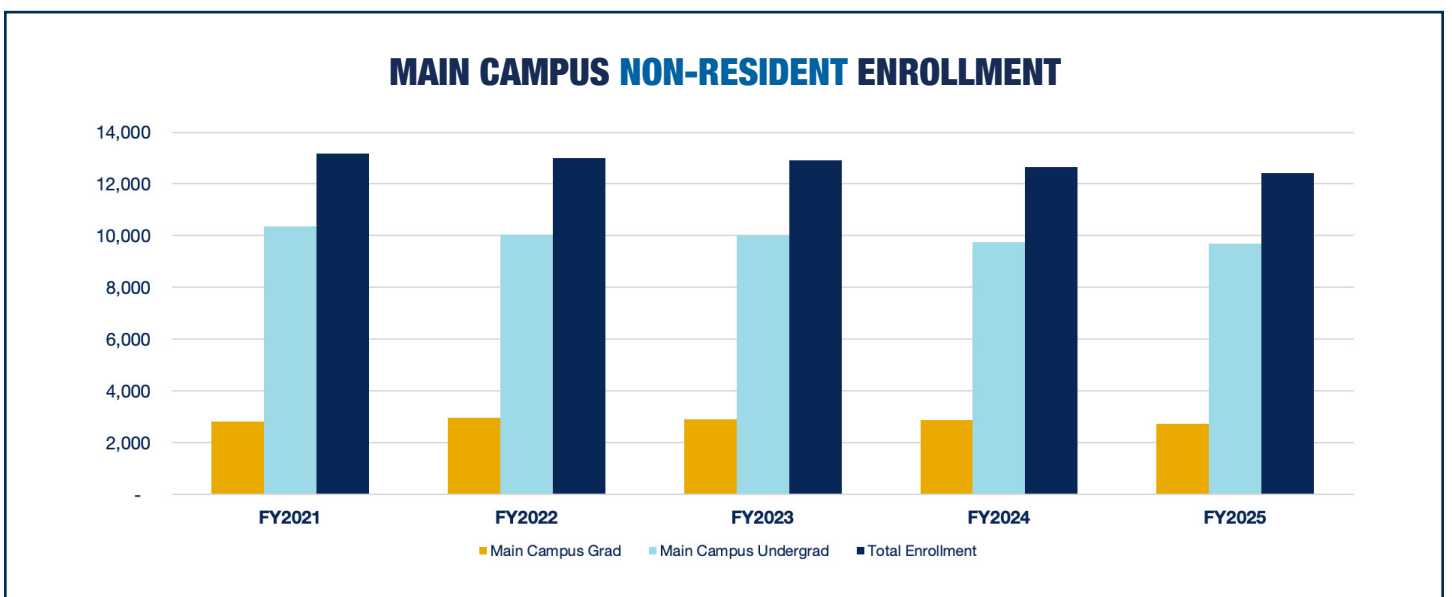
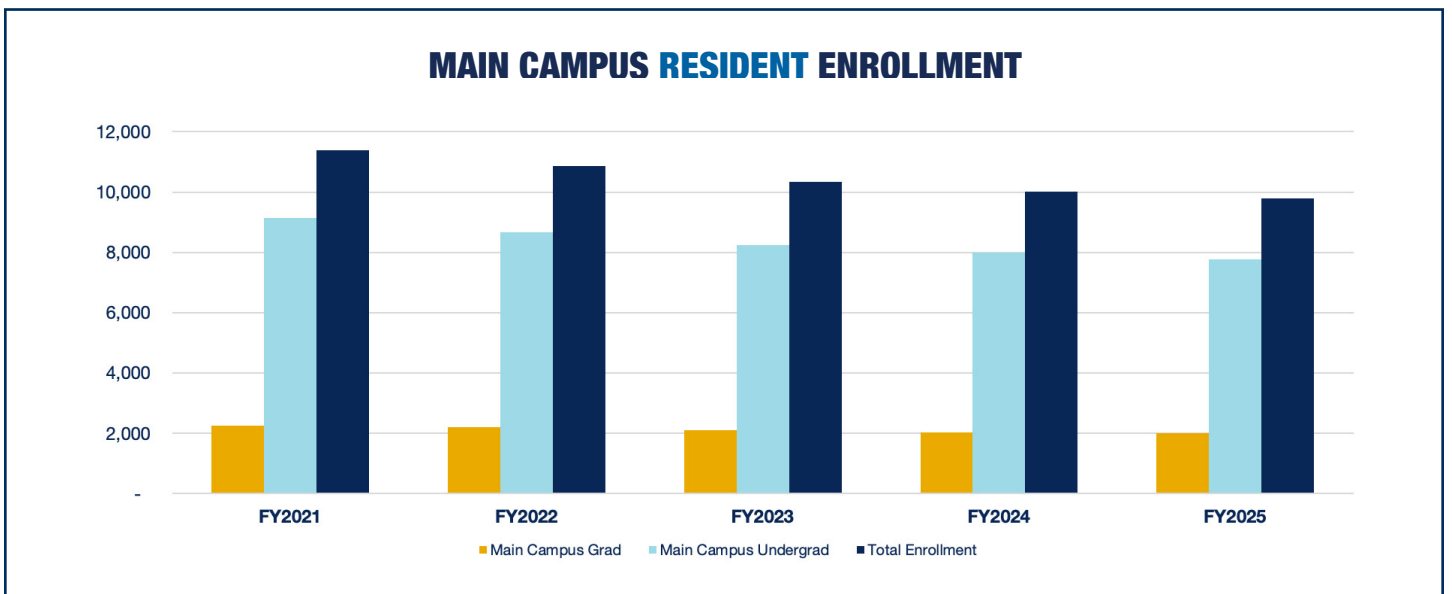
Summary of Enrollment, Tuition and Fees, Financial Aid and Waivers

Enrollment

The FY2026 Plan is based on the following enrollment assumptions:

	FIRST-TIME FRESHMAN	UPPERCLASS UNDERGRADUATE	GRADUATE AND PROFESSIONAL	TOTAL ENROLLMENT
<i>Main Campus Total</i>	4,400	13,145	5,068	22,613
<i>WVU Tech at Beckley</i>	310	714	–	1,024
<i>WVU Potomac State at Keyser</i>	342	548	–	890
System Total	5,052	14,407	5,068	24,527

Throughout the past few years, WVU has seen a decline in overall enrollment. From a raw number basis, enrollment declines at the University’s main campus in Morgantown have occurred primarily at the resident level:



Tuition and Fees

WVU charges each student University tuition and University fees (collectively, “tuition and fees”). WVU also charges students a differential college tuition based on their college of record. WVU is committed to a tuition and fee structure that continues to be of great value to both resident and non-resident students.

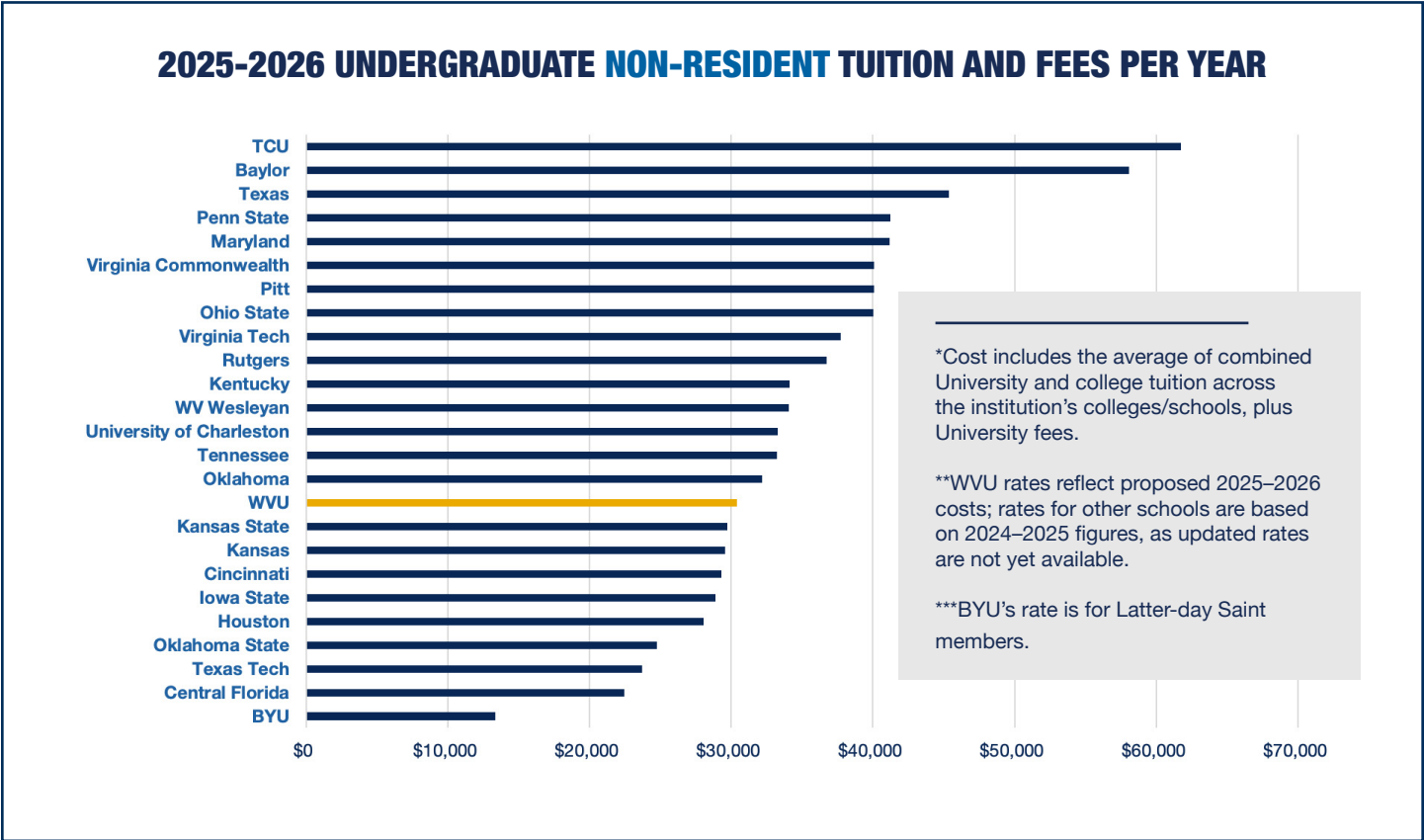
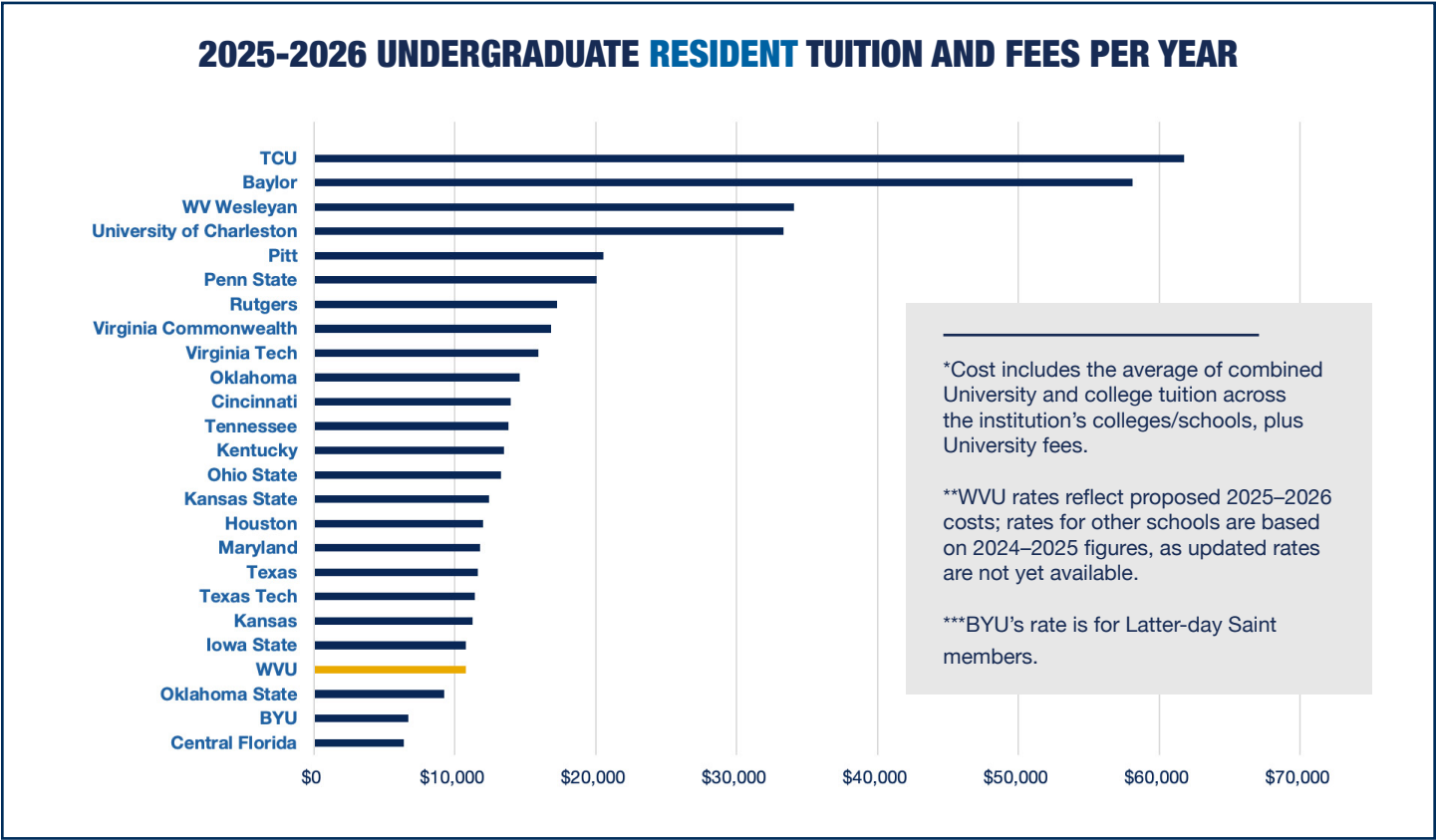
For FY2026, WVU proposes to increase residential undergraduate University tuition and fees by \$324 per semester and non-residential undergraduate University tuition and fees by \$912 per semester. Similarly, for graduate students, WVU proposes to increase residential University tuition and fees by \$360 per semester and non-residential University tuition and fees by \$945 per semester. These increases include a \$12 increase in University fees for undergrad students and a \$9 increase for graduate students. These tuition and fee increases are necessary to cover increased costs due to inflation and to continue to invest in excellence within the institution’s core academic mission. For FY2026, a \$125 Athletics Revenue Share Support Fee is proposed for the Morgantown campus only.

The below table summarizes the current and proposed tuition and fee schedule per semester for the Morgantown campus only. For detailed tuition and fee schedules for all colleges and populations, housing rates and dining rates, see Appendix A.

PROPOSED FY2026 TUITION AND FEES PER SEMESTER

	CURRENT FY2025	PROPOSED FY2026	\$ INCREASE
Undergraduate, Resident	\$5,052	\$5,376	\$324
Undergraduate, Non-Resident	\$14,304	\$15,216	\$912
Graduate and Professional, Resident	\$5,706	\$6,066	\$360
Graduate and Professional, Non-Resident	\$14,769	\$15,714	\$945

The University’s tuition and fee structure is competitive compared to Big 12 peers, regional peers and other higher education institutions in West Virginia, from both resident and non-resident perspectives:



Student Financial Support

In FY2026, if WVU charged every student full tuition price, it would collect approximately \$550 million in University tuition and fees. However, the cost of education must remain manageable for students, and WVU must stay competitive in attracting them. As such, WVU works hard to leverage federal aid, state aid and externally funded scholarships for students. The University also provides assistance through University-supported aid to students. In this vein, WVU seeks to appropriately balance the need to invest in the quality of education alongside the reality of tuition and fees.

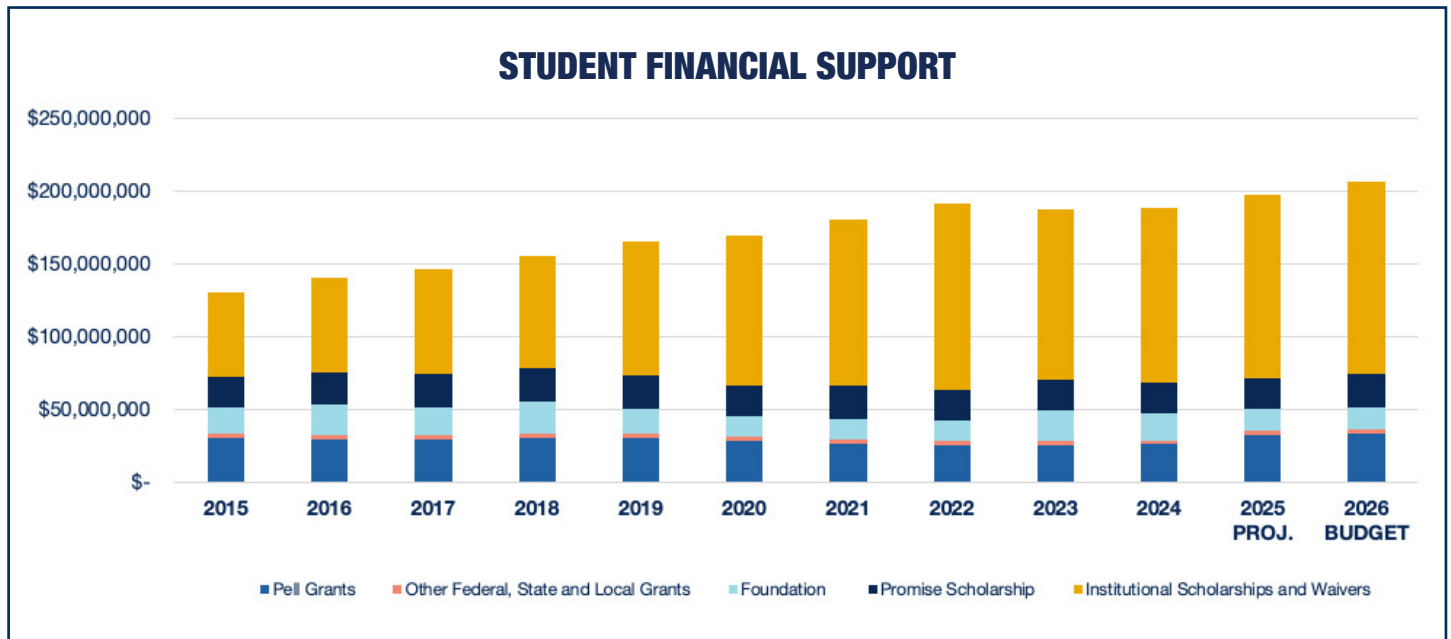
In recent years, the University has significantly increased the amount of institutional aid deployed to benefit students. WVU is expected to exceed \$182 million in institutional aid in FY2026. This institutional aid is unfunded and provided to students through discounted merit and need-based aid and waivers.

The following is a breakdown of the projected tuition and fees and financial support amounts at WVU for FY2026, along with comparable FY2024 actual amounts and FY2025 projections:

	FY2024 ACTUALS	FY2025 PROJECTIONS	FY2026 BUDGET
<i>University Tuition</i>	\$411,772,000	\$421,849,000	\$451,015,000
<i>University Fees</i>	13,432,000	13,091,000	11,712,000
<i>College Tuition</i>	65,761,000	68,098,000	71,228,000
<i>Other Student Fees</i>	18,642,000	18,879,000	16,539,000
Total Tuition	\$509,607,000	\$521,917,000	\$550,494,000
<i>Pell Grants</i>	26,789,000	33,115,000	34,000,000
<i>Other Federal, State and Local Grants</i>	2,418,000	2,366,000	2,500,000
<i>Promise Scholarships</i>	21,271,000	21,000,000	23,000,000
<i>Foundation</i>	18,718,000	15,500,000	15,500,000
Total Externally Funded Aid	\$69,196,000	\$71,981,000	\$75,000,000
<i>Waivers in Benefits</i>	39,532,000	42,202,000	39,000,000
<i>Undergraduate Merit Waivers</i>	2,717,000	4,830,000	5,200,000
<i>Graduate Merit Waivers</i>	6,304,000	6,768,000	7,000,000
<i>Institutional Scholarships</i>	119,812,000	125,817,000	131,715,000
Total Internally Funded Aid	\$168,365,000	\$179,617,000	\$182,915,000
Net Tuition Paid by Students - Net of Revenue Allowances and Scholarship Expense	\$272,046,000	\$270,319,000	\$292,579,000

Sources of Financial Support

The below chart illustrates trends relating to financial support for WVU students and where this support comes from:



WVU is committed to providing a high-quality, affordable education to all. Recent efforts include:

- / **WVU Guarantee:** A last-dollar-in program automatically offered to undergraduate students who are West Virginia residents with an AGI of \$65,000 or less, as reported on the 2025-2026 Free Application for Federal Student Aid (FAFSA) to cover full University tuition and fees, as well as college tuition. Approximately 38.5% of WVU's undergraduate resident students are Pell Eligible, meaning they have exceptional financial need. The WVU Guarantee is part of the University's commitment to removing financial barriers and making college accessible for all West Virginia students.
- / **Mountain Scholars Program:** Aimed to support first-year students from rural West Virginia, this program focuses on the unique needs of underrepresented students as they transition to college life and enhances their college experience through targeted advising, coaching and peer mentoring.
- / **Institutional Scholarships:** Upon receipt of a first-year student's high school GPA and test scores, if submitting, students are automatically considered for a Climb Higher scholarship. These scholarships, which are awarded in varying amounts depending on GPA and test scores, provide students with a scholarship for up to four years or completion of their degree – whichever comes first. Scholarships are offered on an ongoing basis and continue to demonstrate the University's commitment to college affordability.
- / **Upward Bound:** At WVU Tech, the Upward Bound program is the longest-running in the state, supported by federal grants since 1966. In summer 2022, WVU Tech provided 90 prospective first-generation students from Fayette and Raleigh counties with academic and financial support to prepare for higher education.

/ **Bachelor of Integrated Studies:** This flexible degree program at Potomac State College assists both traditional and non-traditional students in creating pathways that are best for students. By focusing on their professional goals and interests, non traditional students can receive College Equivalent Credit for career, military and volunteer experiences. These efforts allow them to graduate sooner, reducing the cost of obtaining this education.

The cost of higher education is an ongoing concern, and the University continues to work to lessen these financial stressors and make accessible education a priority. Finally, WVU provides waivers to employees and students holding graduate student appointments to pay for graduate tuition and fees. The total University waiver expense is categorized as a benefit and is projected to be \$39 million in FY2026.

Reducing the Financial Burden

Overall, the strategies deployed by the University in leveraging both internal and external support significantly alleviate the overall financial burden on WVU students. In fact, 49% of residential students and 39% of non-residential students graduated with bachelor's degrees from the WVU System in May 2024 with zero debt.

Average federal debt of students who graduate with a four-year degree from a public university in the U.S.:

\$32,829 Source: Education Data Initiative

Average student loan debt for May 2024 graduates earning bachelor's degrees across WVU's three campuses:

\$19,712

45%

of WVU's May 2024 graduates earning bachelor's degrees graduated with

NO DEBT.

Average student loan debt for resident May 2024 graduates earning bachelor's degrees:

\$19,172
(49% HAD NO DEBT)

Average student loan debt for non-resident May 2024 graduates earning bachelor's degrees:

\$20,078
(39% HAD NO DEBT)

Chapter 4

**State, Federal and Local
Appropriation Support**

State Appropriation Support

WVU receives essential funding from the State of West Virginia through the appropriations process. At the beginning of the West Virginia Legislature's regular session each year, the Governor provides revenue estimates and a budget of proposed expenditures for the appropriation of State General, Special, Lottery, Transportation and Federal Revenues. The Legislature then considers and passes an appropriations bill allocating those revenues for expenditure. For FY2026, the Governor and the Legislature budgeted the following money for the University:

	FY2026 BUDGET
General Revenue Appropriations	
<i>Main Campus</i>	\$96,508,000
<i>Institute of Technology</i>	8,892,000
<i>Potomac State College</i>	5,307,000
<i>Land-Grant Match</i>	8,644,000
<i>Washington Center</i>	1,500,000
<i>Jackson's Mill</i>	517,000
<i>Brownfield Professional Development</i>	817,000
<i>Energy Express</i>	387,000
<i>Health Sciences, Main Campus</i>	16,318,000
<i>Health Sciences, Eastern Division</i>	2,450,000
<i>Health Sciences, Charleston Division</i>	2,504,000
<i>Rural Health Outreach Programs</i>	172,000
<i>BRIM Subsidy</i>	1,203,000
Special Revenue Appropriations	
<i>WVU Health Sciences Center Insurance Tax</i>	14,000,000
Lottery Revenue Appropriations	
<i>RHI Program and Site Support</i>	1,257,000
<i>MA Public Health Program and Health Sciences Technology</i>	53,000
<i>Health Career Opportunities Program</i>	339,000
<i>HSTA Program</i>	1,920,000
<i>Center for Excellence in Disabilities</i>	331,000
State Budget Bill Appropriations Total	\$163,119,000
State Medicaid Allocation from WVU Hospitals	\$34,120,000
Total Budgeted State Appropriations	\$197,239,000

The Governor and the Legislature also provided WVU with a \$50 million appropriation from the expected surplus at the end of FY2023, which was received in FY2024. This money was allocated to allow the University and the WVU Health System to advance efforts to improve cancer outcomes in Appalachia and make strides in attaining a National Cancer Institute designation.

In FY2024, the Legislature provided a \$282 million surplus appropriation to the Contingency Fund in the Governor’s Office. This money is dedicated to grants for deferred maintenance projects relating to state correctional facilities and public institutions of higher education. The University was awarded \$46 million in grants from this allocation. To date, the University has received \$28 million, or 61%, of these funds. Revenue is recognized as the money is spent. The remainder of the \$46 million will be received in subsequent installments as progress reports are submitted to the Governor’s office. In the FY2026 Plan, an estimated \$ 18 million is reflected as grant revenue related to this deferred maintenance award.

WVU notes that the \$18 million in deferred funds are in addition to the \$58 million the University will spend next year on other capital expenses, including Modernization Program costs and routine facility and equipment investments used to maintain University buildings and infrastructure.

Federal and Local Appropriation Support

Additionally, the University receives support from the federal and local governments to support its land-grant efforts, as shown below:

	FY2026 BUDGET
Davis College of Agriculture and Natural Resources	\$3,668,000
Extension Services	8,821,000
Federal and Local Land-Grant Appropriations	\$12,489,000

Chapter 5

Grants and Contracts

Grants and Contract Revenues

Throughout the past decade, the University has seen significant growth in federal, state and private grant activity with year-over-year significant, steady and sustained growth as the University has solidified its R1 status. WVU expects an increase in grants and contract revenue of \$8.9 million for a total of \$367 million in FY2026. The following table details the actual grants and contracts revenue for FY2024 compared to projected amounts for FY2025 and budgeted amounts for FY2026.

	FY2024 ACTUALS	FY2025 PROJECTIONS	FY2026 BUDGET	FY2025 TO FY2026 DIFFERENCE
Capital Grants and Contract Revenues	–	–	–	–
<i>Restricted Grants</i>	\$186,382,000	\$176,260,000	\$173,000,000	(\$3,260,000)
<i>Unrestricted Grants</i>	34,029,000	30,608,000	33,973,000	3,365,000
<i>Indirect Grants and Contract Revenues (F&A)</i>	43,403,000	41,600,000	41,600,000	–
<i>WVU Health System Reimbursement and Support</i>	73,908,000	76,771,000	84,303,000	7,532,000
<i>Pell Grants</i>	26,789,000	32,781,000	34,000,000	1,219,000
Non-Capital Grants and Contract Revenues	\$364,511,000	\$358,020,000	\$366,876,000	\$8,856,000
Total Grants and Contracts Revenues	\$364,511,000	\$358,020,000	\$366,876,000	\$8,856,000

The WVU Health System Net Reimbursement and Support is the net revenue and reimbursement amount that WVU Hospitals, Inc. provides to the WVU Health Sciences Center relating to clinical expenses initially paid by the WVU Health Sciences Center but ultimately covered by WVU Hospitals, Inc. and other reimbursements paid by the entities relating to the overall WVU academic medical center enterprise.

Chapter 6

Auxiliaries and Other Revenues

Auxiliaries and Other Revenues

The following is a summary of actual auxiliary revenues for FY2024 compared to projected amounts for FY2025 and budgeted amounts for FY2026. The increase of \$4.1 million is related to the increase in housing rates and athletic fees.

	FY2024 ACTUALS	FY2025 PROJECTIONS	FY2026 BUDGET	FY2025 TO FY2026 DIFFERENCE
<i>Housing and Dining</i>	\$29,861,000	\$30,789,000	\$32,054,000	\$1,265,000
<i>Athletics³</i>	71,329,000	76,755,000	77,469,000	714,000
<i>Other⁴</i>	39,584,000	40,259,000	40,590,000	331,000
<i>Auxiliaries Institutional Support</i>	(11,028,000)	(10,195,000)	(8,426,000)	1,769,000
Total Auxiliaries Revenue	\$129,746,000	\$137,608,000	\$141,687,000	\$4,079,000

The following is a summary of other revenue for FY2024 compared to projected amounts for FY2025 and budgeted amounts for FY2026.

	FY2024 ACTUALS	FY2025 PROJECTIONS	FY2026 BUDGET	FY2025 TO FY2026 DIFFERENCE
<i>Foundation Gift Revenue</i>	\$102,990,000	\$93,604,000	\$94,767,000	\$1,163,000
<i>Investment Income (Loss)</i>	20,779,000	6,000,000	6,000,000	–
<i>Interest Income</i>	4,896,000	2,500,000	2,500,000	–
<i>Payments on Behalf</i>	(6,778,000)	–	–	–
<i>Sales and Service of Education Activity</i>	15,295,000	14,361,000	13,920,000	(441,000)
<i>Service Agreement - Parkersburg</i>	250,000	250,000	250,000	–
<i>Miscellaneous Revenue⁵</i>	8,475,000	18,951,000	14,260,000	(4,691,000)
Total Other Revenues	\$145,907,000	\$135,666,000	\$131,697,000	(\$3,969,000)

³ In addition to the revenues generated from ticket sales, advertising, Big 12 revenues, fundraising and other revenues, WVU student-athletes annually generate millions of dollars' worth of positive exposure to the University, benefiting recruiting and the value of the WVU brand. WVU Athletics also provides revenues to the University relating to the costs of tuition, room and board and fees. The revenues referenced in this note are in multiple financial statement lines beyond auxiliaries.

⁴ Included in "Other Auxiliaries" are revenues such as campus parking fees, contract commissions and guarantees and fees associated with the Public Private Partnerships.

⁵ "Miscellaneous Revenue" includes rental fees, pouring rights, commissions, corporate sponsorships, etc.

Chapter 7

Salaries and Benefits

WVU Employee Classifications

The University has several different classifications of employees: faculty; faculty equivalent academic positions (“FEAP”); non-classified (generally salaried individuals); and classified (generally hourly individuals). The following tables show the breakdown of these classifications between FY2024 and projected FY2025, as well as the location of all employees.

EMPLOYEE COUNT BY TYPE

	JUNE 30, 2024 ACTUALS	JUNE 30, 2025 PROJECTIONS	FY2025 TO FY2026 DIFFERENCE
FACULTY			
<i>Non-Clinical</i>	1,976	1,923	(53)
<i>Clinical</i>	1,439	1,502	63
Total Faculty	3,415	3,425	10
ADMINISTRATIVE AND STAFF			
<i>Classified</i>	1,410	1,378	(32)
<i>Non-Classified</i>	1,978	2,026	48
<i>Faculty-Equivalent</i>	856	773	(83)
Total Administrative and Staff	4,244	4,177	(67)
WVU Research Corporation	534	546	12
Total Employee Count	8,193	8,148	(45)

EMPLOYEE COUNT BY LOCATION

	JUNE 30, 2024 ACTUALS	JUNE 30, 2025 PROJECTIONS	FY2025 TO FY2026 DIFFERENCE
General University Without Research Corporation	7,280	7,226	(54)
WVU Research Corporation	534	546	12
WVU Tech	236	227	(9)
Potomac State	143	149	6
Total Employee Count	8,193	8,148	(45)

Personnel Expenses

The following is the projected salary and wage expense of the University for FY2026, along with the comparable FY2024 actual amounts and the FY2025 projections. The variance of \$6.6 million increase from FY2025 to FY2026 is primarily made up of a central raise pool for FY2026.

	JUNE 30, 2024 ACTUALS	JUNE 30, 2025 PROJECTION	JUNE 30, 2026 BUDGET	FY2025 TO FY2026 DIFFERENCE
Total Salaries and Wages	\$594,095,000	\$587,823,000	\$594,379,000	\$6,556,000

Benefits

Benefits at the University consist of several items, including retirement plans, PEIA benefits, educational benefits and other insurance benefits. PEIA benefit costs have risen over 2024 and 2025 by a total of \$14 million for both years.

Below are the anticipated benefit expenses for FY2026. The net increase of \$5.7 million is primarily made up of a \$6 million increase in PEIA offset by a \$2 million decrease in waivers.

	JUNE 30, 2024 ACTUALS	JUNE 30, 2025 PROJECTION	JUNE 30, 2026 BUDGET	FY2025 TO FY2026 DIFFERENCE
Total Benefits	\$138,797,000	\$176,231,000	\$181,957,000	\$5,726,000

Supplies and Other Services

Supplies and Other Services encompasses a large range of expenses that includes, but is not limited to, IT costs, contracts and professional services, insurance, travel, general maintenance and repairs, student activities, research and educational supplies, advertising and marketing, vehicle costs and dues and memberships.

Below are the anticipated expenses for FY2026 compared to actual FY2024 expenses and FY2025 projected expenses. The increase of \$13.6 million from FY2025 to FY2026 is mainly due to costs associated with athletics' revenue sharing model offset by costs now qualifying as capital related to the ERP module of Modernization which kicked off in FY2025.

	FY2024 ACTUAL	FY2025 PROJECTION	FY2026 BUDGET	FY2025 TO FY2026 DIFFERENCE
Total Supplies and Other Services	\$264,504,000	\$251,708,000	\$265,338,000	\$13,630,000

Appendix A

Tuition and Fees

Tuition and Fees

Six tuition and fee schedules detail a variety of costs for undergraduate, graduate and professional students across all three WVU campuses and WVU Health Sciences. These costs are further sorted based on the student's residency and the college they are enrolled in. The schedules provide information on:

- / University tuition, University fees and college tuition;
- / WVU Online tuition, WVU Online fees and college tuition;
- / Other fees;
- / Student housing;
- / Dining plans; and
- / University apartments.

[DOWNLOAD THE TUITION AND FEE SCHEDULE.](#)



Appendix B

Capital Investment

Capital Expenditures

As indicated in the Statement of Cash Flows, the University anticipates deploying approximately \$76 million in capital projects in FY2026, including \$18.4 million in deferred maintenance state grants. The table below shows the details of the \$76 million both related to type and funding source.

UNIT TYPE	GRANTS	BONDS (ERP)	FOUNDATION	HSC	DEFERRED MAINTENANCE	STATE FUNDS	TOTAL
Facilities and Equipment	\$7,998,000	–	\$1,537,000	–	–	\$9,236,000	\$18,771,000
Move UPD	–	–	–	–	–	5,045,000	5,045,000
University Libraries ⁶	–	–	–	–	–	3,120,000	3,120,000
Career Services	–	–	–	–	–	2,000,000	2,000,000
Athletics	–	–	1,710,000	–	–	–	1,710,000
Health Sciences Center	–	–	–	843,000	–	–	843,000
Deferred Maintenance	–	–	–	–	18,401,000	–	18,401,000
ERP Capital	–	26,076,000	–	–	–	–	26,076,000
Totals	\$7,998,000	\$26,076,000	\$3,247,000	\$843,000	\$18,401,000	\$19,401,000	\$75,966,000

⁶ Net of amount treated as capitalized leases/subscriptions.

WVU Modernization Program Costs

Included in the \$76 million in capital projects, the University intends to expend \$26.1 million in bond-funded capital for WVU Modernization Program-related costs in FY2026, as follows:

	FY2026
DESCRIPTION OF COSTS FOR WVU MODERNIZATION PROJECT	
Internal Resources	\$2,903,000
Implementation Partner	11,749,000
Foundational Projects	–
Annual FIN/HCM/SIS Subscriptions	2,420,000
Change Order (Out-of-Scope)	–
Contingency	1,797,000
Total	\$18,869,000
ADDITIONAL WVU MODERNIZATION PROGRAM PROJECTS	
Budget Model Expansion	–
API and Data Management	966,000
Tableau Cloud	799,000
Enterprise Research Administration Application Suite	1,255,000
Student Experience Enhancement	1,952,000
Information Security Enhancement	1,735,000
OASIS Transition	500,000
Total	\$7,207,000
Total WVU Modernization Program Project Cost	\$26,076,000

Appendix C

Budget Model

The New Budget Model

Starting in FY2025, WVU incorporated a new budgeting model to support institutional financial planning. This new model improves the understanding of resource earning and use. The tool provides the basic framework for evaluating the activities of all academic and support units within the University, allowing proactive responses to changing economic issues as they arise. Using pre-determined metrics and budgeted pools of revenue and expenses, the model allocates unrestricted and operating resources to units within the University where they are earned or used.

In prior fiscal years, the University deployed a centrally driven operations budgeting tool based on increments or decrements to adjust budgets, which divided unrestricted resources into denoted “central” or “non-central” fund buckets. It was not an activity-focused tool and did not provide a complete picture of the resource life cycle.

The new model informed the FY2026 budget process, but it was not the only tool used in it. During the FY2026 budgeting process, FY2025 budgets started as the basis for each unit’s budget. There were adjustments made to the data to account for increased operating needs or reductions. The new model assists in determining changes to a unit’s budget based on how these units performed using the budget model allocation methodology. Reports are generated and distributed during the fiscal year to elucidate how each unit’s activities align with and perform in the new budget model.

Since the new budget model was designed to improve clarity and understanding of WVU’s resources, the continued use of the budget tool will strengthen shared governance and accountability while simultaneously promoting an alignment of resources and expenses that will promote growth in the University’s priorities and initiatives.

Using information from the new budget model, the University leadership team evaluates activities throughout the fiscal year to determine if adjustments are needed to maintain financial stability, authorize additional expenditures if revenues exceed budgeted projections or deploy contingency funds if opportunities arise.

WVU will continue to use the new model moving forward and anticipates implementing it fully as a part of the budgeting process in the Workday Enterprise Management System implementation. For additional information about the new model, please visit the [WVU budget model redesign website](#).

